



**Lopes, Machado**  
Auditors, Tax, Consultants & Business Advisers

Independent Member of

**B K R**  
International

***QUARTERLY INFORMATION - ITR***

***INTER CONSTRUTORA E INCORPORADORA S.A.***

***INTERIM FINANCIAL INFORMATION, INDIVIDUAL AND CONSOLIDATED FINANCIAL  
STATEMENTS FOR THE QUARTER ENDED SEPTEMBER 30, 2018 AND  
REVIEW REPORT OF INDEPENDENT AUDITORS***

Rio de Janeiro - RJ | Av. Graça Aranha 416 / 11º andar - CEP 20030-001 | Tel.: 55 21 2156-5800 - Fax: 55 21 2262-6806 | [rj@bkr-lopemachado.com.br](mailto:rj@bkr-lopemachado.com.br)

Filiais e Empresas Ligadas

São Paulo - SP | Tel.: 55 11 5041-4610 - Fax: 55 11 5041-4536 | [sp@bkr-lopemachado.com.br](mailto:sp@bkr-lopemachado.com.br)

Belo Horizonte - MG | Tel.: 55 31 2122 3216 | [bh@bkr-lopemachado.com.br](mailto:bh@bkr-lopemachado.com.br)

Recife - PE | Tels.: 55 81 3325-6041 / 6040 / 6171 - Fax: 55 81 3325-6041 / 6171 | [recife@bkr-lopemachado.com.br](mailto:recife@bkr-lopemachado.com.br)

Macaé - RJ | Tel.: 55 22 2772-6896 - Telefax: 55 22 2272-7455 | [macae@bkr-lopemachado.com.br](mailto:macae@bkr-lopemachado.com.br)

Vitória - ES | Tel.: 55 27 3100-9900 | [es@bkr-lopemachado.com.br](mailto:es@bkr-lopemachado.com.br)

BKR INTERNATIONAL

[www.bkr.com](http://www.bkr.com)

Américas - Nova York - NY - EUA | Tel.: 1 212 964-2115 - Fax: 1 212 964-2133 | [bkr@bkr.com](mailto:bkr@bkr.com) | Contato: Maureen M. Schwartz - Diretora Executiva





**Lopes, Machado**  
Auditors, Tax, Consultants & Business Advisers

Independent Member of

**B K R**  
International

## INTER CONSTRUTORA E INCORPORADORA S.A

### Quarterly Information – ITR

On 30 September 2018

#### Content

Independent Auditor's Report On the Review of the Quarterly Information

Balance Sheets

Income Statements

Statement of Comprehensive Income

Statements of Changes in Shareholders' Equity

Statements of Cash Flows

Statements of Added Value

Notes to the Quarterly Information

Rio de Janeiro - RJ | Av. Graça Aranha 416 / 11º andar - CEP 20030-001 | Tel.: 55 21 2156-5800 - Fax: 55 21 2262-6806 | [rj@bkr-lobesmachado.com.br](mailto:rj@bkr-lobesmachado.com.br)

Filiais e Empresas Ligadas

São Paulo - SP | Tel.: 55 11 5041-4610 - Fax: 55 11 5041-4536 | [sp@bkr-lobesmachado.com.br](mailto:sp@bkr-lobesmachado.com.br)

Belo Horizonte - MG | Tel.: 55 31 2122 3216 | [bh@bkr-lobesmachado.com.br](mailto:bh@bkr-lobesmachado.com.br)

Recife - PE | Tels.: 55 81 3325-6041 / 6040 / 6171 - Fax: 55 81 3325-6041 / 6171 | [recife@bkr-lobesmachado.com.br](mailto:recife@bkr-lobesmachado.com.br)

Macaé - RJ | Tel.: 55 22 2772-6896 - Telefax: 55 22 2272-7455 | [macae@bkr-lobesmachado.com.br](mailto:macae@bkr-lobesmachado.com.br)

Vitória - ES | Tel.: 55 27 3100-9900 | [es@bkr-lobesmachado.com.br](mailto:es@bkr-lobesmachado.com.br)

BKR INTERNATIONAL

[www.bkr.com](http://www.bkr.com)

Américas - Nova York - NY - EUA | Tel.: 1 212 964-2115 - Fax: 1 212 964-2133 | [bkr@bkr.com](mailto:bkr@bkr.com) | Contato: Maureen M. Schwartz - Diretora Executiva





**Lopes, Machado**  
Auditors, Tax, Consultants & Business Advisers

Independent Member of

**B K R**  
International

## RELATIONSHIP WITH INDEPENDENT AUDITORS

Pursuant to CVM Instruction 381/03 we hereby inform you that our independent auditors – BKR - Lopes Machado Auditores - did not provide services during 2018, other than those related to external auditing. The Company's policy of hiring independent auditors ensures that there is no conflict of interest, loss of independence or objectivity.

Neylson de Oliveira Almeida  
(Chief Executive Officer and Investor Relations Officer)

Rio de Janeiro - RJ | Av. Graça Aranha 416 / 11º andar - CEP 20030-001 | Tel.: 55 21 2156-5800 - Fax: 55 21 2262-6806 | [rj@bkr-lobesmachado.com.br](mailto:rj@bkr-lobesmachado.com.br)

Filiais e Empresas Ligadas

São Paulo - SP | Tel.: 55 11 5041-4610 - Fax: 55 11 5041-4536 | [sp@bkr-lobesmachado.com.br](mailto:sp@bkr-lobesmachado.com.br)

Belo Horizonte - MG | Tel.: 55 31 2122 3216 | [bh@bkr-lobesmachado.com.br](mailto:bh@bkr-lobesmachado.com.br)

Recife - PE | Tels.: 55 81 3325-6041 / 6040 / 6171 - Fax: 55 81 3325-6041 / 6171 | [recife@bkr-lobesmachado.com.br](mailto:recife@bkr-lobesmachado.com.br)

Macaé - RJ | Tel.: 55 22 2772-6896 - Telefax: 55 22 2272-7455 | [macae@bkr-lobesmachado.com.br](mailto:macae@bkr-lobesmachado.com.br)

Vitória - ES | Tel.: 55 27 3100-9900 | [es@bkr-lobesmachado.com.br](mailto:es@bkr-lobesmachado.com.br)

BKR INTERNATIONAL

[www.bkr.com](http://www.bkr.com)

Américas - Nova York - NY - EUA | Tel.: 1 212 964-2115 - Fax: 1 212 964-2133 | [bkr@bkr.com](mailto:bkr@bkr.com) | Contato: Maureen M. Schwartz - Diretora Executiva





**Lopes, Machado**  
Auditors, Tax, Consultants & Business Advisers

Independent Member of

**B K R**  
International

## STATEMENT BY DIRECTORS ON THE QUARTERLY FINANCIAL INFORMATION

### Opinions and Statements / Statement of Directors on the Financial Statements

Servant of the present, in accordance with the provisions of Article 25, item VI of CVM Instruction No. 480, of December 7, 2009, declare that, as the Chief Executive Officer of Inter Construtora e Incorporadora SA, I have reviewed and agree to the information contained in the quarterly financial information of Inter Construtora e Incorporadora SA, for the period from July 1, 2018 to September 30, 2018. I remain at full disposal for any additional clarifications that may be required.

Juiz de Fora, 11/13/2018

Neylson de Oliveira Almeida  
(Chief Executive Officer and Investor Relations Officer)

Rio de Janeiro - RJ | Av. Graça Aranha 416 / 11º andar - CEP 20030-001 | Tel.: 55 21 2156-5800 - Fax: 55 21 2262-6806 | [rj@bkr-lobesmachado.com.br](mailto:rj@bkr-lobesmachado.com.br)

Filiais e Empresas Ligadas

São Paulo - SP | Tel.: 55 11 5041-4610 - Fax: 55 11 5041-4536 | [sp@bkr-lobesmachado.com.br](mailto:sp@bkr-lobesmachado.com.br)

Belo Horizonte - MG | Tel.: 55 31 2122 3216 | [bh@bkr-lobesmachado.com.br](mailto:bh@bkr-lobesmachado.com.br)

Recife - PE | Tels.: 55 81 3325-6041 / 6040 / 6171 - Fax: 55 81 3325-6041 / 6171 | [recife@bkr-lobesmachado.com.br](mailto:recife@bkr-lobesmachado.com.br)

Macaé - RJ | Tel.: 55 22 2772-6896 - Telefax: 55 22 2272-7455 | [macae@bkr-lobesmachado.com.br](mailto:macae@bkr-lobesmachado.com.br)

Vitória - ES | Tel.: 55 27 3100-9900 | [es@bkr-lobesmachado.com.br](mailto:es@bkr-lobesmachado.com.br)

BKR INTERNATIONAL

[www.bkr.com](http://www.bkr.com)

Américas - Nova York - NY - EUA | Tel.: 1 212 964-2115 - Fax: 1 212 964-2133 | [bkr@bkr.com](mailto:bkr@bkr.com) | Contato: Maureen M. Schwartz - Diretora Executiva





## STATEMENT BY DIRECTORS ON THE REPORT OF THE INDEPENDENT AUDITORS

Mr. Neylson de Oliveira Almeida, Director of Inter Construtora e Incorporadora SA, a company headquartered at Rua Ataliba de Barros, 182 room 1504 registered with the CNPJ under No. 09.611.768 / 0001-76, in compliance with the provisions of items V, of article 25 of CVM Instruction 480 of December 7, 2009, hereby declares that it has reviewed and agrees with the review of the quarterly information expressed by BKR-Lopes Machado Auditores, contained in the Auditor's Review Report Quarterly Financial Information contained in the period between July 1, 2018 and September 30, 2018, issued on November 13, 2018.

Juiz de Fora, November 13, 2018.

Neylson de Oliveira Almeida  
(Chief Executive Officer and Investor Relations Officer)

Rio de Janeiro - RJ | Av. Graça Aranha 416 / 11º andar - CEP 20030-001 | Tel.: 55 21 2156-5800 - Fax: 55 21 2262-6806 | [rj@bkr-lobesmachado.com.br](mailto:rj@bkr-lobesmachado.com.br)

Filiais e Empresas Ligadas

São Paulo - SP | Tel.: 55 11 5041-4610 - Fax: 55 11 5041-4536 | [sp@bkr-lobesmachado.com.br](mailto:sp@bkr-lobesmachado.com.br)

Belo Horizonte - MG | Tel.: 55 31 2122 3216 | [bh@bkr-lobesmachado.com.br](mailto:bh@bkr-lobesmachado.com.br)

Recife - PE | Tels.: 55 81 3325-6041 / 6040 / 6171 - Fax: 55 81 3325-6041 / 6171 | [recife@bkr-lobesmachado.com.br](mailto:recife@bkr-lobesmachado.com.br)

Macaé - RJ | Tel.: 55 22 2772-6896 - Telefax: 55 22 2272-7455 | [macae@bkr-lobesmachado.com.br](mailto:macae@bkr-lobesmachado.com.br)

Vitória - ES | Tel.: 55 27 3100-9900 | [es@bkr-lobesmachado.com.br](mailto:es@bkr-lobesmachado.com.br)

BKR INTERNATIONAL

[www.bkr.com](http://www.bkr.com)

Américas - Nova York - NY - EUA | Tel.: 1 212 964-2115 - Fax: 1 212 964-2133 | [bkr@bkr.com](mailto:bkr@bkr.com) | Contato: Maureen M. Schwartz - Diretora Executiva



# Earnings Release 3Q18



## EBITDA OF R\$ 33.2 MILLION IN 9M18, GROWTH OF 17.2% IN RELATION 9M17.

**Juiz de Fora, August 14, 2018** - Inter Construtora e Incorporadora SA (B3: BOVESPA MAIS - INNT3), which operates in the development of medium and large-sized real estate developments focused on popular housing (MCMV), today announces its results of the third quarter of 2018. The financial information is presented on a consolidated basis, prepared in accordance with the International Financial Reporting Standards (IFRS), which considers guidance OCPC 04 on the application of Technical Interpretation ICPC 02 applicable to real estate development entities in Brazil, as approved by the Accounting Pronouncement Committee (CPC), Brazilian Securities Commission (CVM) and the Federal Accounting Council (CFC).

### HIGHLIGHTS

- ✓ **EBITDA of R\$ 33.2 million in the nine months of 2018, an increase of 17.2% over the same period in 2017.**
- ✓ **Gross margin record, 47.5% in the third quarter of 2018.**
- ✓ **Company net debt reduction, down 57.6% compared to the second quarter of 2018.**
- ✓ **We contracted the first development with Banco do Brasil in the third quarter of 2018.**
- ✓ **The number of units launched in 2018 is already higher than the entire year of 2017.**
- ✓ **Contract with Falconi results consultancy.**
- ✓ **Commitment to good Corporate Governance practices, Code of Conduct approved in the third quarter of 2018.**

## MESSAGE FROM MANAGEMENT

The Company continues to focus on the popular housing segment, Federal Government program (MCMV), range 2 and 3. Where we have strategic differential, strong pace of growth, but always prioritizing profitability and shareholder value generation. With the improvements implemented in recent years, we are operating with greater efficiency, internal controls and better financial management in the works.

In addition, the higher quality and speed in the onlending process has allowed for a better operational performance, improving the profile of our capital employed, and thus allowing the Company to be well positioned among the main competitors in the sector.

In line with the strategy to increase our ventures, the average number of units launched per venture in the year of 2018 increased by 50.9% over the same period in 2017. This increase in the size of our projects allows us to gain scale, increase productivity and thus improve the return of our projects.

In order to maintain our successful growth strategy for our projects, our new business team has been looking for ever larger areas, allowing us to grow our operations and even greater dilutions of fixed operating costs, with the objective of achieving better results.

Once again, we show a good operational performance, the accumulated launches of the year up to September, already surpassed the year 2017. This demonstrates the assertiveness of our strategy. Net sales for the year totaled R\$ 188.3 million, an increase of 88.6% over the same period in 2017.

In October 2018, Brazil elected its new president, the elected candidate Jair Bolsonaro will lead the country in the next 4 years. The housing issue is one of the nation's highest priorities, Brazil has a housing deficit and a high demand for housing. The civil construction sector has a direct influence on macroeconomic variables such as GDP, Investment and Employment, the importance of the activity in the macroeconomic variables is fundamental for the country's growth and development. ABRAINC (Brazilian Association of Real Estate Developers) remains in contact with the economic team of the candidate, reinforcing the importance of the MCMV program, as well as the improvement needs of the same.

In the coming quarters, we intend to attract capital markets improve our indebtedness profile and align the flow of launches with the Company's cash flow. We continue to focus on value creation through governance corporate, balanced debt, cash generation and return to shareholders. In recent years we have presented growth and margins above the market average, consolidating our leadership in the segment in the areas of operation.



## FINANCIAL AND OPERATIONAL INDICATORS

	3Q18	2Q18	3Q17	Var. 3Q18 x 2Q18	Var. 3Q18 x 3Q17	9M18	9M17	Var. 9M18 x 9M17
PSV Launched (R\$ thousand)	148,392	16,000	0	827.5%	-	348,392	180,000	93.6%
Net Sales (R\$ thousand)	59,834	87,333	46,385	-31.5%	29.0%	188,286	99,833	88.6%
Net Operating Revenue (R\$ thousand)	39,512	37,538	39,543	5.3%	-0.1%	112,600	95,244	18.2%
Construction Cost (R\$ thousand)	(20,739)	(20,866)	(22,424)	-0.6%	-7.5%	(62,599)	(55,515)	12.8%
Construction Cost / Net Operating Revenue (%)	52.5%	55.6%	56.7%	-3.1p.p.	-4.2p.p.	55.6%	58.3%	-2.7p.p.
Construction Cost / Net Sales (%)	34.7%	23.9%	48.3%	10.8p.p.	-13.7p.p.	33.2%	55.6%	-22.4p.p.
Gross Profit (R\$ thousand)	18,773	16,671	17,119	12.6%	9.7%	50,001	39,728	25.9%
Gross Margin (%)	47.5%	44.4%	43.3%	3.1p.p.	4.2p.p.	44.4%	41.7%	2.7p.p.
Net Financial Result (R\$ thousand)	(592)	(2,109)	(863)	-71.9%	-31.4%	(3,956)	(2,243)	76.4%
Net Financial Result / Net Operating Revenue (%)	1.5%	5.6%	2.2%	-4.1p.p.	-0.7p.p.	3.5%	2.4%	1.2p.p.
Net Financial Result / Net Sales (%)	1.0%	2.4%	1.9%	-1.4p.p.	-0.9p.p.	2.1%	2.2%	-0.1p.p.
Net Financial Result / PSV Launched (%)	0.4%	13.2%		-12.8p.p.		1.1%	1.2%	-0.1p.p.
Selling Expenses (R\$ thousand)	(3,266)	(1,415)	(2,524)	130.8%	29.4%	(9,072)	(5,507)	64.7%
Selling Expenses / Net Operating Revenue (%)	8.3%	3.8%	6.4%	4.5p.p.	1.9p.p.	8.1%	5.8%	2.3p.p.
Selling Expenses / Net Sales (%)	5.5%	1.6%	5.4%	3.8p.p.	0.0p.p.	4.8%	5.5%	-0.7p.p.
Selling Expenses / PSV Launched (%)	2.2%	8.8%		-6.6p.p.		2.6%	3.1%	-0.5p.p.
General and Administrative Expenses (R\$ thousand)	(3,099)	(4,708)	(2,193)	-34.2%	41.3%	(8,858)	(6,035)	46.8%
Expenses G&A / Net Operating Revenue (%)	7.8%	12.5%	5.5%	-4.7p.p.	2.3p.p.	7.9%	6.3%	1.5p.p.
Expenses G&A / Net Sales (%)	5.2%	5.4%	4.7%	-0.2p.p.	0.5p.p.	4.7%	6.0%	-1.3p.p.
Expenses G&A / PSV Launched (%)	2.1%	29.4%		-27.3p.p.		2.5%	3.4%	-0.8p.p.
Net Income (R\$ thousand)	11,297	8,025	11,474	40.8%	-1.5%	26,045	25,559	1.9%
Net Margin (%)	28.6%	21.4%	29.0%	7.2p.p.	-0.4p.p.	23.1%	26.8%	-3.7p.p.
EBITDA (R\$ thousand)	12,326	11,005	12,924	12.0%	-4.6%	33,274	28,389	17%
EBITDA Margin (%)	31.2%	29.3%	32.7%	1.9p.p.	-1.5p.p.	29.6%	29.8%	-0.3p.p.
Cash Generation (R\$ thousand)	7,722	36,637	4,992	-78.9%	54.7%	7,722	4,992	54.7%
Cash and Cash Equivalents (R\$ thousand)	74,342	66,621	22,503	11.6%	230.4%	74,342	22,503	230.4%
Gross Debt (R\$ thousand)	83,630	88,544	26,853	-5.5%	211.4%	83,630	26,853	211.4%
Net Debt (R\$ thousand)	9,288	21,923	4,350	-57.6%	113.5%	9,288	4,350	113.5%
Shareholders' Equity Total (R\$ thousand)	32,810	26,311	21,630	24.7%	51.7%	32,810	21,630	51.7%
ROE	34.4%	30.5%	53.0%	3.9p.p.	-18.6p.p.	79.4%	118.2%	-38.8p.p.
Net Debt / Shareholders' Equity (%)	28.3%	83.3%	20.1%	-55.0p.p.	8.2p.p.	28.3%	20.1%	8.2p.p.
Net Debt / EBITDA 12 months	0.21x	0.49x	0.11x	-57.1%	86.5%	0.21x	0.11x	84.02%

## OPERATIONAL INDICATORS

	3Q18	2Q18	3Q17	Var. 3Q18 x 2Q18	Var. 3Q18 x 3Q17	9M18	9M17	Var. 9M18 x 9M17
PSV Launched (units)	1026	160	0	541.3%	-	2266	1500	51.1%
Gross Sales (units)	488	629	397	-22.4%	22.9%	1,472	853	72.6%
Cancellation (units)	45	21	13	114.3%	246.2%	95	38	150.0%
Net Sales (units)	443	608	384	-27.1%	15.4%	1,377	815	69.0%
Contracted Units (units)	160	564	480	-71.6%	-66.7%	1,624	1,020	59.2%
Units Reported	388	521	342	-25.5%	13.5%	1,215	770	57.8%
Produced (units)	253	665	328	-62.0%	-22.9%	1,287	926	39.0%
Completed (units)	240	636	0	-62.3%	-	936	576	62.5%

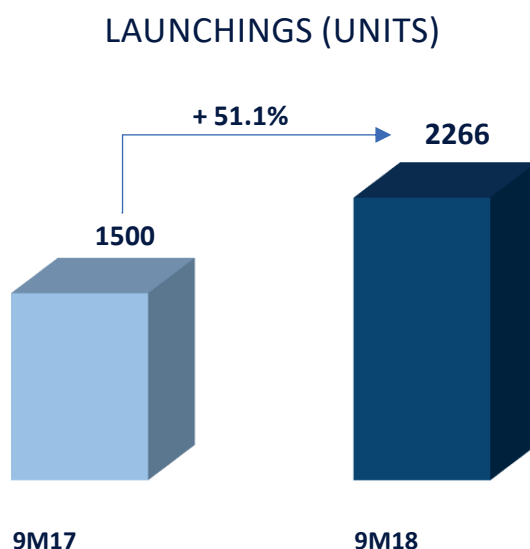
## LAUNCHINGS

The Company launched 1026 units in the third quarter of 2018, 541.3% higher than the second quarter of 2018, in the nine months of 2018 we have 2266 units launched, a 51.1% increase over the same period of 2017.

With a PSV of launches equivalent to R\$ 148.4 million in the third quarter of 2018, 861.9% higher than in second quarter of 2018, the Company reached R\$ 353.9 million in launches in the year of 2018.

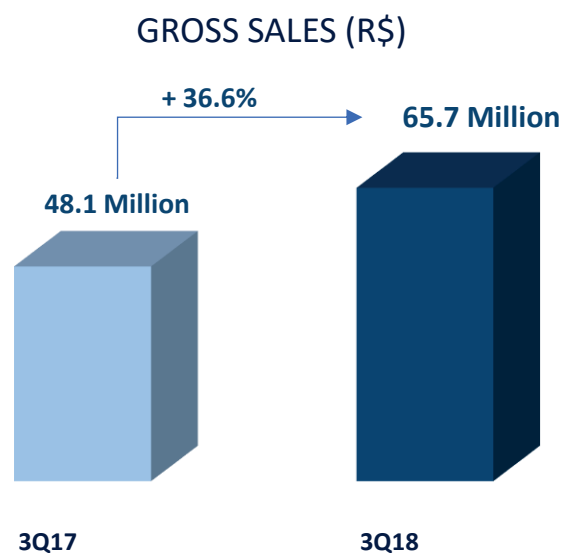
We continue with the concept of "smart apartments", offering our clients, lifts, water collection and reuse, solar energy for common areas, security cameras, automatic gate, electric fence, equipped recreation area, Wi-fi in communal areas, bicycle and shared bicycles, laminate flooring, USB sockets, individual hydrometer, among other features.

The Company is a leader in the sector in its main area of activity, Zona da Mata of Minas Gerais, in the third quarter of 2018, the number of launches outside our main area represented 70.2% of the total launches of the Company, reflecting effort, training and preparation of the strategic plan for geographical expansion.



## GROSS SALES

Gross sales in 3Q18 reached 488 units, corresponding to R\$ 65.7 million, 27.8% lower than 2Q18, but 36.6% higher than 3Q17.



## CANCELLATIONS

In 3Q18, cancellations totaled 45 units, higher than 2Q18 and 3Q17.

In Cancellations/Gross sales metric, the Company continues with the lowest percentage among pairs.

	3Q18	2Q18	3Q17	Var. 3Q18 x 2Q18	Var. 3Q18 x 3Q17	9M18	9M17	Var. 9M18 x 9M17
Gross Sales (units)	488	629	397	-22.4%	22.9%	1472	853	72.6%
Cancellations (units)	45	21	13	114.3%	246.2%	95	38	150.0%
<b>Cancellations/Gross Sales (%)</b>	<b>9.2%</b>	<b>3.3%</b>	<b>3.3%</b>	<b>5.9p.p.</b>	<b>5.9p.p.</b>	<b>6.5%</b>	<b>4.5%</b>	<b>2.0p.p.</b>
Net Sales (units)	443	608	384	-27.1%	15.4%	1377	815	69.0%

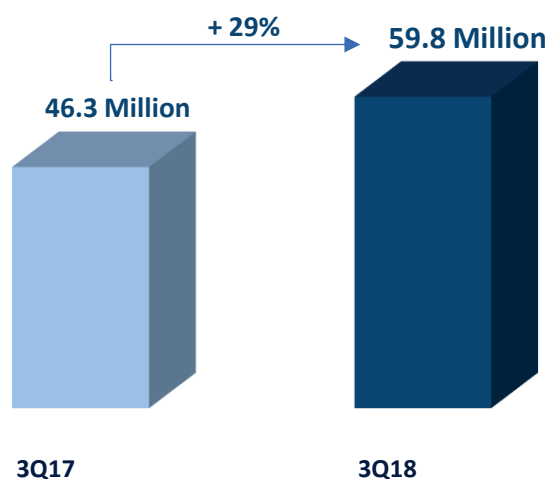
	3Q18	2Q18	3Q17	Var. 3Q18 x 2Q18	Var. 3Q18 x 3Q17	9M18	9M17	Var. 9M18 x 9M17
Gross Sales (R\$ thousand)	65,737	90,999	48,114	-27.8%	36.6%	201,510	105,139	91.7%
Cancellations (R\$ thousand)	5,903	3,666	1,729	61.0%	241.4%	13,224	5,306	149.2%
<b>Cancellations/Gross Sales (%)</b>	<b>9.0%</b>	<b>4.0%</b>	<b>3.6%</b>	<b>5.0p.p.</b>	<b>5.4p.p.</b>	<b>6.6%</b>	<b>5.0%</b>	<b>1.5p.p.</b>
Net Sales (R\$ thousand)	59,834	87,333	46,385	-31.5%	29.0%	188,286	99,833	88.6%

## NET SALES

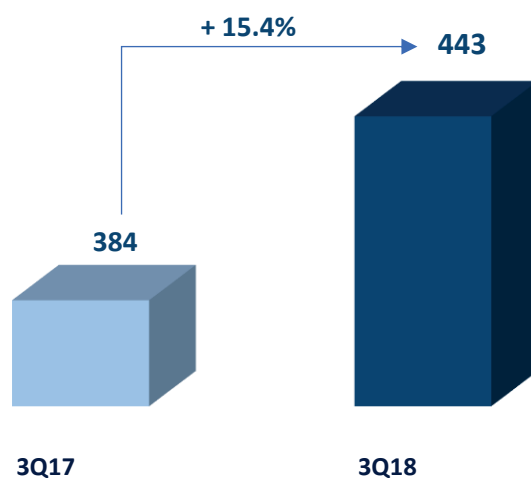
With good gross sales, the Company posted net sales of 443 units in 3Q18, corresponding to R\$ 59.8 million, a 29% increase over 3Q17. Digital marketing channels continue as a sales strategy, delivering an excellent result for the sales and its costs.

	3Q18	2Q18	3Q17	Var. 3Q18 x 2Q18	Var. 3Q18 x 3Q17	9M18	9M17	Var. 9M18 x 9M17
Net Sales (units)	443	608	384	-27.1%	15.4%	1,377	815	69.0%
Net Sales (R\$ thousand)	59,834	87,333	46,385	-31.5%	29.0%	189,246	99,833	89.6%

### NET SALES (R\$)



### NET SALES (UNITS)



## PROJECTS UNDER DEVELOPMENT

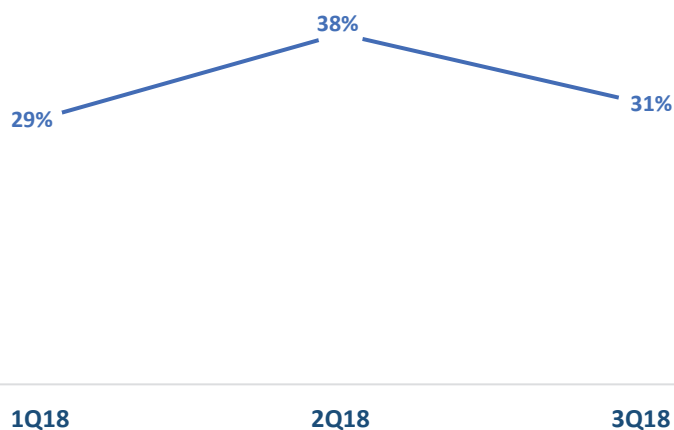
At the end of the third quarter of 2018, the Company had 3850 units in progress, we highlight the launches of 3Q18, 1026 units, of which 70.2% are outside our main area of operation. This shows that we are putting into practice the strategic planning of the geographical expansion.

Projects under development	Number the units
Unique Fontesville	240
Park Marilândia	960
Park Jardim Norte	360
Unique Marilândia	24
Park Quinet	1080
Park Nova Califórnia	160
Reserva das Acácias	306
Park Uberaba	720
<b>Total</b>	<b>3850</b>

## SALES OVER SUPPLY (SoS)

The Company achieved a sales over supply (SoS) of 31% in 3Q18. In relation to 2Q18, sales speed decreased, mainly due to a lower volume of launches in 2Q18. However, when compared to 1Q18, sales over supply (SoS) increased by 2p.p., reflecting a strong and constant demand for the sector.

SALES OVER SUPPLY (SOS) (%)



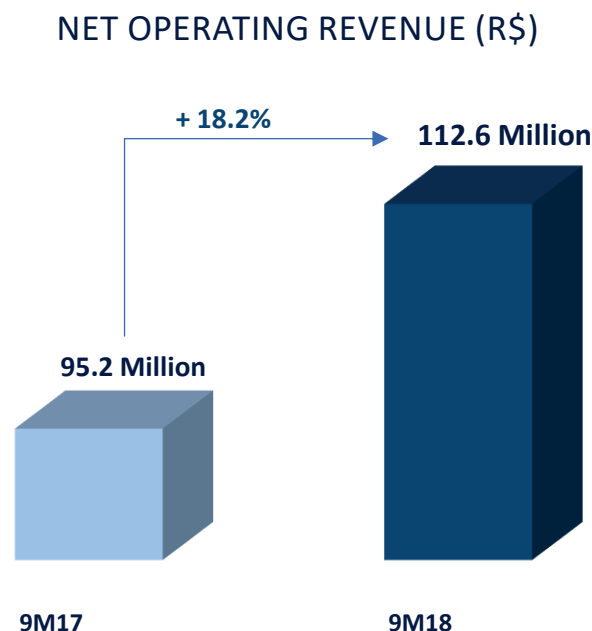
## FINANCIAL INDICATORS

The Company good performance in operating indicators has a direct impact on financial indicators.

	3Q18	2Q18	3Q17	Var. 3Q18 x 2Q18	Var. 3Q18 x 3Q17	9M18	9M17	Var. 9M18 x 9M17
Net Operating Revenue (R\$ thousand)	39,512	37,538	39,543	5.3%	-0.1%	112,600	95,244	18.2%
Construction Cost (R\$ thousand)	(20,739)	(20,866)	(22,424)	-0.6%	-7.5%	(62,599)	(55,515)	12.8%
Gross Profit (R\$ thousand)	18,773	16,671	17,119	12.6%	9.7%	50,000	39,728	25.9%
General and Administrative Expenses (R\$ thousand)	(3,099)	(4,708)	(2,193)	-34.2%	41.3%	(8,858)	(6,035)	46.8%
Selling expenses (R\$ thousand)	(3,266)	(1,415)	(2,524)	130.8%	29.4%	(9,072)	(5,507)	64.7%
Net Financial Result (R\$ thousand)	(592)	(2,109)	(863)	-71.9%	-31.4%	(3,956)	(2,243)	76.4%
Net Income (R\$ thousand)	11,297	8,025	11,474	40.8%	-1.5%	26,045	25,559	1.9%

## NET OPERATING REVENUE

Net Operating Revenue totaled R\$ 39.5 million in 3Q18, practically stable in relation to 3Q17 and an increase of 5.3% in relation to 2Q18. However, if we observe in the accumulated of the year, we reached R\$ 112.6 million, an increase of 18.2% compared to the same period of 2017.



## GROSS PROFIT

Gross profit in 3Q18 was R\$ 18.7 million, representing an increase of 9.7% in relation to 3Q17 and of 12.6% in relation to 2Q18. Gross margin stood at 47.5% in 3Q18, an increase of 4.2p.p. compared to 43.3% in 3Q17

	3Q18	2Q18	3Q17	Var. 3Q18 x 2Q18	Var. 3Q18 x 3Q17	9M18	9M17	Var. 9M18 x 9M17
Net Operating Revenue (R\$ thousand)	39,512	37,538	39,543	5.3%	-0.1%	112,600	95,244	18.2%
Construction Cost (R\$ thousand)	(20,739)	(20,866)	(22,424)	-0.6%	-7.5%	(62,599)	(55,515)	12.8%
Gross Profit (R\$ thousand)	18,773	16,671	17,119	12.6%	9.7%	50,000	39,728	25.9%
Gross Margin (%)	47.5%	44.4%	43.3%	3.1p.p.	4.2p.p.	44.4%	41.7%	2.7p.p.

## SELLING, GENERAL AND ADMINISTRATIVE EXPENSES (SG&A)

General and administrative expenses totaled R\$ 3,1 million in 3Q18. The G&A/Net Operating Revenue margin increased by 2.3p.p. in relation to 3Q17 and a reduction of 4.7 p.p. in relation to 2Q18, reflecting the Company's commitment to grow in a sustainable and perennial manner.

Selling expenses in 3Q18 totaled R\$ 3.2 million. The margin of selling expenses/Net Operating Revenue increased by 4.5p.p. in relation to 2Q18 and 1.9p.p. in relation to 3Q17, impacted by the volume of launches in 3Q18, 1026 units, 70.2% of which were outside our main operating area.

Selling, general and administrative expenses (SG&A) totaled R\$ 6.3 million in 3Q18. The SG&A/Net Operating Revenue margin had a reduction of 0.2p.p. in relation to 2Q18 and an increase of 4.2p.p. when compared to 3Q17. The increase in relation to 3Q17 reflects the change in the level of the business, we are preparing to grow in a sustainable way, strengthening internal controls and continuous management improvement.

	3Q18	2Q18	3Q17	Var. 3Q18 x 2Q18	Var. 3Q18 x 3Q17	9M18	9M17	Var. 9M18 x 9M17
Net Operating Revenue (R\$ thousand)	39,512	37,538	39,543	5.3%	-0.1%	112,600	95,244	18.2%
General and Administrative Expenses (R\$ thousand)	(3,099)	(4,708)	(2,193)	-34.2%	41.3%	(8,858)	(6,035)	46.8%
Selling expenses (R\$ thousand)	(3,266)	(1,415)	(2,524)	130.8%	29.4%	(9,072)	(5,507)	64.7%
<b>Total (SG&amp;A)</b>	<b>(6,365)</b>	<b>(6,123)</b>	<b>(4,717)</b>	<b>4.0%</b>	<b>34.9%</b>	<b>(17,930)</b>	<b>(11,542)</b>	<b>55.3%</b>
Selling expenses / Net Operating Revenue (%)	8.3%	3.8%	6.4%	4.5p.p.	1.9p.p.	8.1%	5.8%	2.3p.p.
G&A / Net Operating Revenue (%)	7.8%	12.5%	5.5%	-4.7p.p.	2.3p.p.	7.9%	6.3%	1.5p.p.
SG&A / Net Operating Revenue (%)	16.1%	16.3%	11.9%	-0.2p.p.	4.2p.p.	15.9%	12.1%	3.8p.p.

## FINANCIAL RESULT

The Company net financial result in 3Q18 was negative by R\$ 592 thousand, a reduction of 31.3% in relation to 3Q17 and 71.9% in relation to 2Q18.

If we look at the metric of net financial income over net operating revenue, the Company reduced this metric both in relation to 3Q17 and in compared to 2Q18, 0.9p.p. and 4.1p.p. respectively.

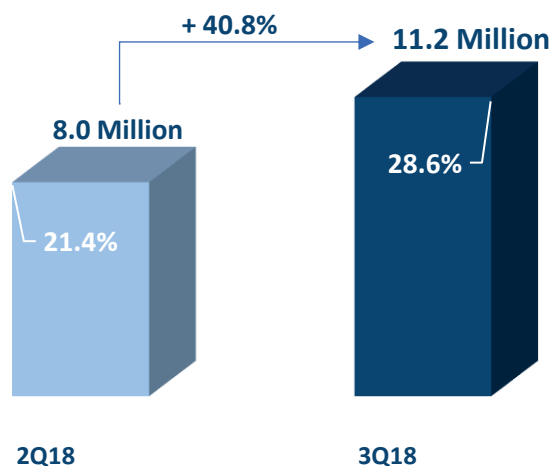
	3Q18	2Q18	3Q17	Var. 3Q18 x 2Q18	Var. 3Q18 x 3Q17	9M18	9M17	Var. 9M18 x 9M17
Net Operating Revenue (R\$ thousand)	39,512	37,538	36,543	5.3%	8.1%	112,600	95,244	18.2%
Financial income (R\$ thousand)	867	567	306	52.9%	183.3%	1,635	802	103.9%
Financial expenses (R\$ thousand)	(1,459)	(2,676)	(1,168)	-45.5%	24.9%	(5,591)	(3,046)	83.6%
<b>Net Financial Result (R\$ thousand)</b>	<b>(592)</b>	<b>(2,109)</b>	<b>(862)</b>	<b>-71.9%</b>	<b>-31.3%</b>	<b>(3,956)</b>	<b>(2,244)</b>	<b>76.3%</b>
Net Financial Result / Net Operating Revenue (%)	1.5%	5.6%	2.4%	-4.1p.p.	-0.9p.p.	3.5%	2.4%	1.2p.p.

## NET INCOME

The Company excellent financial and operating results in 3Q18 can be seen in net income, a small reduction of 1.5% in relation to 3Q17 and an increase of 40.8% in relation to 2Q18. The Company achieved an excellent increase in its net margin (28.6%), a reduction of 0.4p.p. when compared to 3Q17 and a significant increase of 7.2p.p. in relation to 2Q18.

	3Q18	2Q18	3Q17	Var. 3Q18 x 2Q18	Var. 3Q18 x 3Q17	9M18	9M17	Var. 9M18 x 9M17
Net Operating Revenue (R\$ thousand)	39,512	37,538	39,543	5.3%	-0.1%	112,600	95,244	18.2%
Net Income (R\$ thousand)	11,297	8,025	11,474	40.8%	-1.5%	26,045	25,559	1.9%
Net Margin (%)	28.6%	21.4%	29.0%	7.2p.p.	-0.4p.p.	23.1%	26.8%	-3.7p.p.

### NET INCOME (R\$) AND NET MARGIN (%)



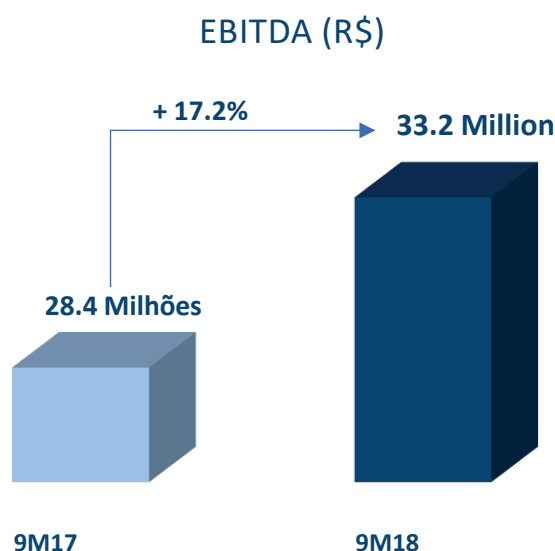


## EBITDA

EBITDA in 3Q18 was positive by R\$ 12.3 million. In the nine months of 2018 EBITDA reached R\$ 33.2 million, 17.2% higher than the result of R\$ 28.3 million in the same period of 2017.

The EBITDA margin in the quarter reached 31.2%, compared to 32.7% in 3Q17 and 29.3% in 2Q18. The expansion in the EBITDA margin can be attributed to higher revenue volume in the period and better level of gross margin.

	3Q18	2Q18	3Q17	Var. 3Q18 x 2Q18	Var. 3Q18 x 3Q17	9M18	9M17	Var. 9M18 x 9M17
Net Operating Revenue (R\$ thousand)	39,512	37,538	39,543	5.3%	-0.1%	112,600	95,244	18.2%
Net Income (R\$ thousand)	11,297	8,025	11,474	40.8%	-1.5%	26,045	25,559	1.9%
<b>EBITDA</b>	<b>12,326</b>	<b>11,005</b>	<b>12,924</b>	<b>12.0%</b>	<b>-4.6%</b>	<b>33,274</b>	<b>28,389</b>	<b>17.2%</b>
EBITDA Margin (%)	31.2%	29.3%	32.7%	1.9p.p.	-1.5p.p.	29.6%	29.8%	-0.3p.p.



## CASH AND CASH GENERATION

At September 30, 2018, the balance of cash, cash equivalents and securities was R\$ 74.3 million, 11.6% higher than the position on June 30, 2018. The Company cash generation in the third quarter in the order of R\$ 7.7 million.

The resources of the issuance in 2Q18 of the 1st Debenture of the Company in the amount of R\$ 45 million are being used exclusively in the expansion plan with acquisition of land in strategic cities.

	4Q17	1Q18	2Q18	3Q18
Cash and Cash Equivalents (R\$ thousand)	29,984	23,817	66,621	74,342
Cash Generation (R\$ thousand)	12,419	(6,165)	36,637	7,722

## DIVIDENDS

Dividend distributed in 3Q18 in the total amount of R\$ 3,156,931 will be made available through June 31, 2019, with the total amount of dividends of R\$ 0.15737 per share based on the shareholding position on November 20, 2018. In 2018, the payment of R\$ 14.0 million in dividends has already been approved.

The table below shows the evolution of the dividend spread on net income in the quarters of 2018, the Company deducted the margin by 45.9p.p. when compared to 1Q18.

	1Q18	2Q18	3Q18
Net Income (R\$ thousand)	8,366	8,025	11,297
Dividends (R\$ thousand)	6,176	4,689	3,157
Dividends (%)	73.8%	58.4%	27.9%

## FINANCING OF SUPPORT FOR PRODUCTION

Significant reduction of production support financing, 22.6% down in 4Q17, due to the good progress of the Company projects.

This type of loan is intended to finance the projects during their construction period. It is a credit line to finance the production of housing projects, using the FGTS, linked to the Associated Letter of Credit Program, with direct financing to individuals (final beneficiary), formalized through a partnership with an Organizing Entity and intervention of a company of the construction industry.

The interest rates applicable to these loans vary, depending on the operation, between 8.7% per year. These transactions are guaranteed by mortgages of the properties of the respective developments.

After contracting the project, the funds are released to the Organizing Entity on a monthly basis, according to the schedule and after proof of the execution of works by CAIXA Engineering.

In order to complete the project, the resources required for completion of the project remain under the management of CAIXA until the completion of the project and legalization of the project at the Registry of Real Estate.

Feature	Average rate per month	Average contract maturity	Debt balance 3Q18	Debt balance 4Q17	Var. 3Q18 x 4Q17
Production (R\$ thousand)	0.7%	19/12/2019	22,604	29,213	-22.6%
<b>Total (R\$ thousand)</b>			<b>22,604</b>	<b>29,213</b>	<b>-22.6%</b>

## BANKING FINANCING

Feature	Average rate per month	Maturity	Debt balance 3Q18	Debt balance 4Q17	Var. 3Q18 x 4Q17
Working capital (R\$ thousand)	1.39%	11/04/2022	7,425	5,830	27.4%
Working capital (R\$ thousand)	1.10%	17/10/2037	6,042	793	661.9%
Working capital (R\$ thousand)	1.30%	31/01/2019	2,125	3,000	-29.2%
<b>Total (R\$ thousand)</b>			<b>15,592</b>	<b>9,623</b>	<b>62.0%</b>

## FINANCING SUPPORT FOR EXPANSION

In 2Q18 the Company issued the 1st Debenture in the amount of R\$ 45 million, the funds raised will be used exclusively in the acquisition of land, only after proving compliance with the eligibility criteria. The resources are available to the Company and will be used exclusively in the expansion plan with acquisition of land in strategic cities.

The Company has a conservative profile in the acquisition of new land, conducting a feasible feasibility study of possible lands, Due Diligence very comprehensive, we understand that the Criterious Acquisition of Land is the pillar that bases our operation.

Feature	Rate	Maturity	Debt balance 3Q18	Debt balance 2Q18	Var. 3Q18 x 2Q18
Debenture - 1st issue - CRI (R\$ thousand) <sup>1</sup>	DI + 5,5%	10/05/2021	45,435	45,000	1.0%
<b>Total (R\$ thousand)</b>			<b>45,435</b>	<b>45,000</b>	<b>1.0%</b>

(1) The average rate per month may change

## WEIGHTED MEDIUM COST OF DEBT

The Weighted Average Cost of Debt is an average of the different sources of financing that the company uses, due to the weight of each of them in its financing structure. The cost of capital is an important factor in the decision to use the resource in any area of the Company.

Feature	Debt Balance 3Q18	Average rate per month	Annual Interest (%)
Working capital (R\$ thousand)	7,425	1.39%	18.02%
Working capital (R\$ thousand)	2,125	1.30%	16.77%
Working capital (R\$ thousand)	6,042	1.10%	14.03%
Production (R\$ thousand)	22,604	0.70%	8.73%
Debenture - 1st issue - CRI (R \$ thousand) <sup>1</sup>	45,435	0.99%	12.55%
<b>Total (R\$ thousand)</b>	<b>83,630</b>		<b>12,22%<sup>2</sup></b>

(1) The average rate per month may change.

(2) Annual Weighted Interest

## NET DEBT

Inter has one of the lowest levels of indebtedness in the sector if we consider the companies listed in B3. Net debt/EBITDA 12 months stood at 0.21x, a result of efficiency, commitment and debt management.

The Company understands that the level of indebtedness is in line with strategic planning to strengthen and expand the business. However, the Company net debt decreased 57.6% in relation to 2Q18 and gross debt decreased 5.5% when compared to 2Q18.

	3Q18	2Q18	3Q17	Var. 3Q18 x 2Q18	Var. 3Q18 x 3Q17	9M18	9M17	Var. 9M18 x 9M17
Gross Debt (R\$ thousand)	83,630	88,544	26,853	-5.5%	211.4%	83,630	26,853	211.4%
Cash and Cash Equivalents (R\$ thousand)	74,342	66,621	22,503	11.6%	230.4%	74,342	22,503	230.4%
Net debt	9,288	21,923	4,350	-57.6%	113.5%	9,288	4,350	113.5%
Shareholders' Equity Total (R\$ thousand)	32,810	26,311	21,630	24.7%	51.7%	32,810	21,630	51.7%
Net Debt / Shareholders' Equity (%)	28.3%	83.3%	20.1%	-55.0p.p.	8.2p.p.	28.3%	20.1%	8.2p.p.
EBITDA 12 months (R\$ thousand)	44,417	45,015	38,797	-1.3%	14.5%	44,417	38,797	14.5%
Net Debt / EBITDA 12 months	0.21x	0.49x	0.11x	-57.1%	86.5%	0.21x	0.11x	86.5%

## RESULTS TO APPROPRIATE

At the end of 3Q18, the Company presented a balance of revenues to be appropriated in the total amount of R\$ 141.3 million, 6.9% higher than in the previous quarter. The performance of revenues for future years reflects the good sales performance for the year, signaling a positive outlook for the volume of revenue and result to appropriate in the coming periods.

Revenues to be appropriated from real estate sold (R\$ thousand)			
Empreendimento	1Q18	2Q18	3Q18
Unique Ubá	1,199	0	0
Unique Borboleta	1,088	0	0
Unique São Geraldo	1,396	0	0
Res. São Geraldo II	352	0	0
Unique Fontesville	4,136	2,359	780
Park Marilândia	21,996	12,917	7,305
Park Jardim Norte	19,737	25,990	15,667
Unique Marilândia	0	2,340	1,040
Park Quinet	0	88,305	100,029
Park Nova Califórnia	0	200	4,018
Reserva das Acácias	0	0	5,590
Park Uberaba	0	0	6,860
<b>Total</b>	<b>49,904</b>	<b>132,111</b>	<b>141,289</b>

Gross income to be appropriated in 3Q18 increased by 14.4% in relation to 2Q18, and gross margin improvement contributed to this increase.

	3Q18	2Q18	Var. 3Q18 x 2Q18
Revenues to be appropriated (R\$ thousand)	141,289	132,111	6.9%
Cost of units sold to be appropriated (R\$ thousand)	74,177	73,454	1.0%
<b>Gross Income to be appropriated (R \$ thousand)</b>	<b>67,112</b>	<b>58,657</b>	<b>14.4%</b>
Gross Margin to be appropriated (%)	47.5%	44.4%	3.1p.p.

## STOCK UNITS TO BE SOLD

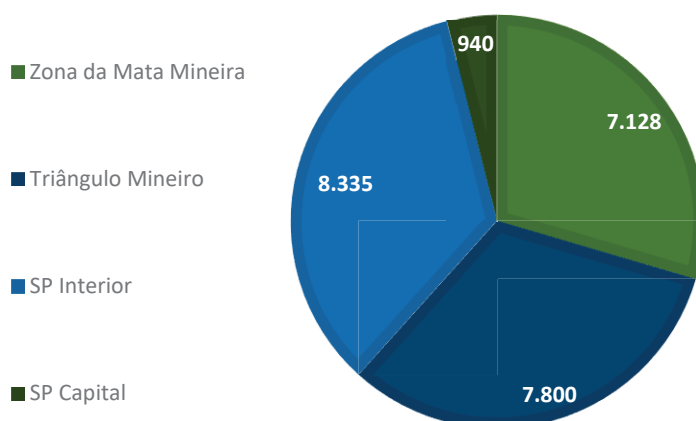
Development	Constructed Stock (units)	Construction Stock (units)	Estimate value sales (R\$ thousand)
Residencial Yuni Previdenciários	2		260
Unique Ubá	5		650
Park Marilândia		283	36,790
Park Jardim Norte		28	3,640
Unique Marilândia		3	450
Park Quinet		371	70,490
Park Nova Califórnia		115	11,500
Reserva das Acácias		263	36,031
Park Uberaba		671	89,914
<b>Total</b>	<b>7</b>	<b>1734</b>	<b>249,725</b>

## LANDBANK

In the second quarter of 2018, the Company continued to pace the land acquisition process, with the strategy of expanding the land bank in areas with high potential for demand for housing units that fit our profile.

We expanded our Landbank to a potential construction of 24 thousand units with a PSV equivalent to R\$ 3.5 billion.

### LANDBANK (UNITS)



## INTER ROCKET

In the third quarter of 2018, the Company entered into a partnership agreement with Falconi results consultancy, launching the INTER & Falconi Project, called "INTER ROCKET". Rocket, summarizes the current moment of Inter, its short and long term goals.

Falconi is recognized for its ability to help organizations build exceptional results by improving their management system. Founded by Professor Vicente Falconi, it has been in the market for more than 30 years.

The partnership with Falconi is a result of the Company commitment to transparency, management, controls and good Corporate Governance practices.



**ROCKET LAUNCH**  
**INTER & FALCONI PROJECT**

You are a fundamental passenger on this journey. Your passage is already guaranteed. Come and join us.



The graphic features a central image of an astronaut in a full space suit standing on a rocky, orange-hued landscape under a starry night sky. The astronaut is positioned on the right side of the frame. In the top right corner, there is a circular logo containing a stylized white and orange rocket with a green window, with the text "INTER ROCKET" below it. In the bottom left corner, the "INTER Construtora" logo is displayed, featuring a white house-like shape above the text. In the bottom center, the "falconi" logo is shown, consisting of a colorful circular graphic followed by the word "falconi" in a lowercase, sans-serif font.

## BALANCE SHEET | ASSETS | IFRS | CONSOLIDATED

Balance Sheets (in reais)		Consolidated	
Assets	Note	2018-09-30	2017-12-31
<b>Current</b>			
Cash and cash equivalents	5	74,342,382	29,983,593
Clientes por incorporação de imóveis	6	18,368,492	13,255,303
Stocks	7	37,370,657	18,975,746
Advances to third parties		3,454,009	1,474,596
		<b>133,535,540</b>	<b>63,689,238</b>
<b>Not current</b>			
Long-term achievable:			
Related parts	8	2,888,266	1,345,793
Prepaid expenses		1,162,420	947,712
Deposits for social security		-	834,086
		<b>4,050,686</b>	<b>3,127,591</b>
Investment		19,200	19,200
Immobilized	9	15,862,584	18,168,300
Intangible		42,766	43,491
		<b>15,924,550</b>	<b>18,230,991</b>
<b>Total Assets</b>		<b>153,510,776</b>	<b>85,047,820</b>

The accompanying notes are an integral part of the quarterly financial information.



## BALANCE SHEET | LIABILITIES | IFRS | CONSOLIDATED

Balance Sheets (in reais)		Consolidated	
Liabilities	Note	2018-09-30	2017-12-31
<b>Current</b>			
Providers	10	4,222,142	5,821,076
Loans, financing and debenture	11	8,608,000	2,097,666
Social and labor obligations	12	1,919,336	1,139,347
Tax liabilities	13	646,231	759,505
Other bills to pay		164,725	240,623
Customer down payment		15,265,043	-
		<b>30,825,477</b>	<b>10,058,217</b>
<b>Not Current</b>			
Providers	10	13,890,120	15,226,057
Loans, financing and debenture	11	75,022,247	36,738,246
Obligations with third parties		-	18,026
Provision for loss of investment		-	-
Tax installment		-	117,017
Provision for contingency	14	962,784	2,164,830
		<b>89,875,151</b>	<b>54,264,176</b>
<b>Shareholders' Equity</b>			
	15		
Share capital		20,060,181	12,371,189
Profit reserves		12,751,800	8,354,238
		<b>32,811,981</b>	<b>20,725,427</b>
Non-controlling interest		(1,834)	-
Total shareholders' equity		<b>32,810,147</b>	<b>20,725,427</b>
<b>Total liabilities and shareholders' equity</b>		<b>153,510,776</b>	<b>85,047,820</b>

The accompanying notes are an integral part of the quarterly financial information.

## INCOME STATEMENT | IFRS | CONSOLIDATED

Income Statements (in reais)	Note	Consolidated			
		01/07/2018 à 30/09/2018	01/01/2018 à 30/09/2018	01/07/2017 à 30/09/2017	01/01/2017 à 30/09/2017
Net operating revenue	16	39,512,326	112,600,089	39,543,471	95,243,532
Net operating revenue		(20,738,892)	(62,599,206)	(22,424,379)	(55,515,220)
<b>Gross profit</b>		<b>18,773,434</b>	<b>50,000,883</b>	<b>17,119,092</b>	<b>39,728,312</b>
Operating income (expenses):					
Selling expenses		(3,266,352)	(9,087,906)	(2,524,051)	(5,506,829)
General and Administrative Expenses		(3,099,155)	(8,897,070)	(2,193,281)	(6,035,419)
Loss with equity pickup		-	-	-	-
Other operating expenses, net		(519,518)	(2,014,897)	(65,334)	(383,310)
		<b>(6,885,025)</b>	<b>(19,999,873)</b>	<b>(4,782,666)</b>	<b>(11,925,558)</b>
Operating income before financial result:		11,888,409	30,001,010	12,336,426	27,802,754
Net financial result:	17	(591,700)	(3,955,557)	(862,533)	(2,243,431)
Financial income		867,107	1,635,911	305,929	802,191
Financial expenses		(1,458,807)	(5,591,468)	(1,168,462)	(3,045,622)
<b>Net income for the period</b>		<b>11,296,709</b>	<b>26,045,453</b>	<b>11,473,893</b>	<b>25,559,323</b>
<b>Net Income per Share / Quotas - In Reais</b>		<b>0.56</b>	<b>1.30</b>	<b>0.93</b>	<b>2.07</b>
Net income attributable to:					
Company Shareholders		9,657,717	26,048,287	11,473,893	25,559,323
Non-controlling shareholders		1,638,992	(2,834)	-	-

The accompanying notes are an integral part of the quarterly financial information.

## STATEMENT OF CASH FLOWS | IFRS | CONSOLIDATED

Statements of Cash Flows (in reais)	Consolidated	
	01/01/2018 à 30/09/2018	01/01/2017 à 30/09/2017
<b>Cash flows from operating activities:</b>		
Net income for the period	26,045,453	25,559,323
Settings for:		
Depreciation / amortization	1,307,546	587,213
Loss with equity pickup	-	-
	<u>27,352,999</u>	<u>26,146,536</u>
<b>Changes in assets and liabilities</b>		
Increase in other accounts receivable	(5,113,190)	(10,974,462)
Increase (decrease) in inventories	(18,394,911)	(7,064,024)
Increase in advances to third parties	(1,979,413)	(1,791,284)
Decrease in other current assets	-	-
Decrease (Increase) in suppliers	(2,934,871)	15,603,380
Decrease (Increase) in tax liabilities	(113,274)	244,425
Increase in obligations with personnel	779,988	580,700
Increase in accounts payable by customer down payment	15,265,043	1,120,563
Increase (decrease) in other current and non-current liabilities	(1,412,986)	508,562
<b>Net cash provided by operating activities</b>	<b>13,449,385</b>	<b>24,374,396</b>
<b>Cash flows from investing activities</b>		
Increase (decrease) in long-term receivables	(923,095)	(390,232)
Decrease in fixed investments	(299,000)	-
Acquisition of fixed assets	1,000,990	(14,050,779)
Acquisition (disposal) of intangible assets	(2,094)	(3,585)
Distribution of profits	(14,021,913)	(16,300,380)
Capital increase	360,181	
<b>Net cash used in investing activities</b>	<b>(13,884,931)</b>	<b>(30,744,976)</b>
<b>Cash flows from financing activities</b>		
Borrowing and Consortia	44,794,335	11,362,604
<b>Net cash provided by financing activities</b>	<b>44,794,335</b>	<b>11,362,604</b>
<b>Increase (decrease) in cash and cash equivalents, net</b>	<b>44,358,789</b>	<b>4,992,024</b>
<b>Statement of increase (decrease) in cash and cash equivalents:</b>		
Cash and cash equivalents at the beginning of the period	29,983,593	17,511,314
Cash and cash equivalents at end of period	74,342,382	22,503,338
<b>Increase (decrease) in cash and cash equivalents, net</b>	<b>44,358,789</b>	<b>4,992,024</b>

The accompanying notes are an integral part of the quarterly financial information.

## INVESTOR RELATIONS

### Contacts IR:

Administrative Office: Ataliba de Barros Street, 182 | 1504 | São Mateus  
Juiz de Fora – MG - Brazil | Cep 36025-275  
Phone: + (55 32) 3237-1540  
Email: [ri@interconstrutora.com.br](mailto:ri@interconstrutora.com.br)  
Website: <http://www.interconstrutora.com.br/ri>

### **Neylson de Oliveira Almeida**

Chief Executive Officer (CEO) and Investor Relations Officer  
Email: [neylson@interconstrutora.com.br](mailto:neylson@interconstrutora.com.br)  
Phone: +(55 32) 3237-1540

### **Bruno Panissoli Capute**

Chief Financial Officer (CFO)  
Email: [bruno@interconstrutora.com.br](mailto:bruno@interconstrutora.com.br)  
Phone: +(55 32) 3237-1540

### **Rodrigo Chaves Gherardi**

Investor Relations Manager  
Email: [rodrigo.gherardi@interconstrutora.com.br](mailto:rodrigo.gherardi@interconstrutora.com.br)  
Phone: +(55 32) 3237-1540

**RELATIONSHIP WITH INDEPENDENT AUDITORS**

Pursuant to CVM Instruction 381/03 we hereby inform that our independent auditors - BKR-Lopes Machado Auditores - did not provide services during the third quarter of fiscal year 2018, other than those related to external auditing. The Company's policy of hiring independent auditors ensures that there is no conflict of interest, loss of independence or objectivity.

**COMMITMENT CLAUSE**

According to art. 45 of Chapter VIII - Arbitral Judgment, of the Company's Bylaws: The Company, its shareholders, directors and members of the Fiscal Council undertake to resolve, through arbitration, before the Market Arbitration Chamber, any and all dispute or controversy that may arise between them, related to or arising in particular from the application, validity, effectiveness, interpretation, violation and its effects, of the provisions contained in the Corporation Law, in the Company's bylaws, in the edited rules the National Monetary Council, the Brazilian Central Bank and the Securities and Exchange Commission, as well as other rules applicable to the operation of the capital market in general, in addition to those contained in the BOVESPA MAIS Regulation, the Arbitration Regulation, the Sanctions Regulation, and the Participation Agreement on BOVESPA MAIS.

**COMMENTS**

The financial information is based on the consolidated accounting information prepared in accordance with the International Financial Reporting Standards (IFRS), which considers OCPC 04 Guidance on the application of Technical Interpretation ICPC 02 applicable to real estate development entities in Brazil, as approved (CPC), the Brazilian Securities and Exchange Commission (CVM) and the Federal Accounting Council (CFC), and all pronouncements issued by the CPC.

The financial information is presented in thousand Reais (R\$ thousand), unless otherwise indicated. The statements contained in this document relating to business prospects, projections of operating and financial results, and those related to INTER's growth prospects are merely projections and as such are based exclusively on management's expectations about the future of the business. These expectations depend substantially on the approvals and licenses required for the approval of projects, market conditions, the performance of the Brazilian economy, the sector and international markets and are therefore subject to change without prior notice. This performance report includes non-accounting data such as operating, financial and projections based on the expectations of the Company's Management. Non-accounting data such as quantitative and launch PSV, contracted sales, MCMV program values, inventory at market value, land bank, result to be appropriated, cash consumption, and projections were not subject to review by the auditors independent of the Company.

**STATEMENT BY THE BOARD OF DIRECTORS**

In compliance with the provisions of CVM Instruction 480, the Board of Executive Officers declares that it has discussed, reviewed and agreed with the opinions expressed in the independent auditors' report and with the financial statements for the year ended September 30, 2018.

## GLOSSARY

**Landbank** - land held in stock with the estimated future PSV of the same.

**BOVESPA MAIS** - Listing segment of B3, Bovespa Mais makes it possible to make smaller fundings compared to the Novo Mercado, but sufficient to finance its growth project. The companies listed on Bovespa Mais tend to attract investors who see a greater development potential in the business. Stock offers can be aimed at a few investors and they usually have prospects for medium and long term returns.

This segment allows you to list without an offer, that is, you can list your company on the Stock Exchange and have up to 7 years to complete the IPO. This possibility is ideal for companies that want to access the market gradually. You can work on the professionalization of your business only for the listing and then have more time to make the public offering of shares. By disassociating one moment from the other, market access tends to be quieter and the level of preparation of your company higher.

**Exchange** - Land purchase system whereby the land owner receives in payment a certain number of units of the project to be built in it.

**PSV Launched** - General Sales Value of units launched in a given period.

**Net Sales** - PSV arising from all contracts for the sale of properties entered into in a given period, including the sale of units launched in the period and the sale of units in inventory, net of cancellations and net of exchange.

**Contracted Units** - Units contracted with the financial institution.

**SoS - Sales on offer** - to minimize the volatility of this metric, we exclude units in stock and units sold from developments in the quarter.

**EBITDA** - is the acronym for "Earnings Before Interest, Taxes, Depreciation and Amortization".

**Completed Units** - Units completed by engineering. Registered after completion of the work.

**Units Produced** - Units produced by measuring the evolution of the work, equivalent construction.

**Units Reported** - Number of clients (individual) who signed their financing with a financial institution in the period.

[INTERCONSTRUTORA.COM.BR/RI](http://INTERCONSTRUTORA.COM.BR/RI)





## REPORT ON THE REVIEW OF QUARTERLY INFORMATION - ITR

To  
Shareholders and Directors of  
Inter Construtora e Incorporadora S.A  
Juiz de Fora - MG

### Introduction

Interconstrutora e Incorporadora SA ("Company"), contained in the Quarterly Information Form - ITR for the quarter ended September 30, 2018, which comprise the balance sheet as of September 30, September 2018 and the related statements of income and comprehensive income for the three and nine-month periods then ended and the changes in stockholders' equity and cash flows for the nine-month period then ended, including the notes to the financial statements.

The management of the Company is responsible for the preparation of the individual and consolidated interim financial information in accordance with Technical Pronouncement CPC 21 (R1) - Intermediate Statement, contemplating the guidance contained in Circular Letter / CVM / SNC / SEP 01/2018 related to the application of the Technical guidance OCPC 04 on revenue recognition over time and with international accounting standard IAS 34 - Interim Financial Reporting issued by the International Accounting Standards Board (IASB), as well as for presenting this information in a manner consistent with the standards issued by the Brazilian Securities Commission, applicable to the preparation of the Quarterly Information (ITR). Our responsibility is to express a conclusion on these interim accounting information based on our review.

### Reach scope

We conducted our review in accordance with Brazilian and international standards for the review of interim information (NBC TR 2410 - Review of Interim Financial Information Performed by the Entity's Auditor and ISRE 2410 - Review of Interim Financial Information Performed by the Independent Auditor of the Entity, respectively) . A review of interim financial information consists of inquiries, mainly to persons responsible for financial and accounting matters, and in the

Rio de Janeiro - RJ | Av. Graça Aranha 416 / 11º andar - CEP 20030-001 | Tel.: 55 21 2156-5800 - Fax: 55 21 2262-6806 | [rj@bkr-lobesmachado.com.br](mailto:rj@bkr-lobesmachado.com.br)

Filiais e Empresas Ligadas

São Paulo - SP | Tel.: 55 11 5041-4610 - Fax: 55 11 5041-4536 | [sp@bkr-lobesmachado.com.br](mailto:sp@bkr-lobesmachado.com.br)

Belo Horizonte - MG | Tel.: 55 31 2122 3216 | [bh@bkr-lobesmachado.com.br](mailto:bh@bkr-lobesmachado.com.br)

Recife - PE | Tels.: 55 81 3325-6041 / 6040 / 6171 - Fax: 55 81 3325-6041 / 6171 | [recife@bkr-lobesmachado.com.br](mailto:recife@bkr-lobesmachado.com.br)

Macaé - RJ | Tel.: 55 22 2772-6896 - Telefax: 55 22 2272-7455 | [macae@bkr-lobesmachado.com.br](mailto:macae@bkr-lobesmachado.com.br)

Vitória - ES | Tel.: 55 27 3100-9900 | [es@bkr-lobesmachado.com.br](mailto:es@bkr-lobesmachado.com.br)

BKR INTERNATIONAL

[www.bkr.com](http://www.bkr.com)

Américas - Nova York - NY - EUA | Tel.: 1 212 964-2115 - Fax: 1 212 964-2133 | [bkr@bkr.com](mailto:bkr@bkr.com) | Contato: Maureen M. Schwartz - Diretora Executiva







application of analytical procedures and other review procedures. The scope of a review is significantly less than that of an audit conducted in accordance with auditing standards and therefore has not enabled us to obtain assurance that we are aware of all material matters that could be identified in an audit. Therefore, we do not express an audit opinion.

**Conclusion on the individual and consolidated interim information prepared in accordance with CPC 21 (R1), contemplating the guidance contained in Circular Letter CVM / SNC / SEP 01/2018.**

Based on our review, we are not aware of any fact that leads us to believe that the individual and consolidated interim financial information included in the quarterly information referred to above has not been prepared, in all material respects, in accordance with CPC 21 (R1), Intermediate Statement, contemplating the guidance contained in Circular Letter CVM / SNC / SEP 01/2018 related to the application of Guideline OCPC 04, on recognition of revenue over time, as well as the presentation of this information in a manner consistent with the standards issued by the Company. Securities Commission, applicable to the preparation of the Quarterly Information (ITR).

**Conclusion on the consolidated interim information prepared in accordance with IAS 34 - Interim Financial Reporting, contemplating the guidance contained in Circular Letter CVM / SNC / SEP 01/2018.**

Based on our review, we are not aware of any fact that would lead us to believe that the consolidated interim financial information included in the quarterly information referred to above was not prepared in all material respects in accordance with international standard IAS 34 - Interim Financial Reporting, contemplating the guidance contained in Circular Letter CVM / SNC / SEP 01/2018 related to the application of Guideline OCPC 04, on revenue recognition over time, as well as the presentation of this information in a manner consistent with the standards issued by the Securities, applicable to the preparation of the Quarterly Information - ITR.

**Emphasis**

As described in note 2.1, the interim financial information was prepared in accordance with technical pronouncement CPC 21 (R1) and the international standard IAS 34 (in the consolidated information) contemplating the guidance contained in Circular Letter / CVM / SNC / SEP n° 01/2018 related to the application of technical guidance OCPC 04 in effect on the recognition of revenues

Rio de Janeiro - RJ | Av. Graça Aranha 416 / 11º andar - CEP 20030-001 | Tel.: 55 21 2156-5800 - Fax: 55 21 2262-6806 | [rj@bkr-lopemachado.com.br](mailto:rj@bkr-lopemachado.com.br)

Filiais e Empresas Ligadas

São Paulo - SP | Tel.: 55 11 5041-4610 - Fax: 55 11 5041-4536 | [sp@bkr-lopemachado.com.br](mailto:sp@bkr-lopemachado.com.br)

Belo Horizonte - MG | Tel.: 55 31 2122 3216 | [bh@bkr-lopemachado.com.br](mailto:bh@bkr-lopemachado.com.br)

Recife - PE | Tels.: 55 81 3325-6041 / 6040 / 6171 - Fax: 55 81 3325-6041 / 6171 | [recife@bkr-lopemachado.com.br](mailto:recife@bkr-lopemachado.com.br)

Macaé - RJ | Tel.: 55 22 2772-6896 - Telefax: 55 22 2272-7455 | [macae@bkr-lopemachado.com.br](mailto:macae@bkr-lopemachado.com.br)

Vitória - ES | Tel.: 55 27 3100-9900 | [es@bkr-lopemachado.com.br](mailto:es@bkr-lopemachado.com.br)

BKR INTERNATIONAL

[www.bkr.com](http://www.bkr.com)

Américas - Nova York - NY - EUA | Tel.: 1 212 964-2115 - Fax: 1 212 964-2133 | [bkr@bkr.com](mailto:bkr@bkr.com) | Contato: Maureen M. Schwartz - Diretora Executiva



over time, while the process of discussion of technical guidance OCPC 04 is not completed. Our conclusion is not limited to this subject.

### **Another subjects.**

### **Statements of value added.**

The aforementioned individual and consolidated interim financial information includes the statements of value added ("DVA") for the nine-month period ended September 30, 2018, prepared under the responsibility of the Company's Management and presented as supplementary information for purposes of the international standard IAS 34. These statements have been subject to review procedures performed in conjunction with the review of the interim financial information, in order to determine whether they are reconciled with the interim accounting information and the accounting records, as applicable, and if its form and content are in accordance with the criteria defined in technical pronouncement CPC 09 - Statement of Added Value. Based on our review, we are not aware of any facts that lead us to believe that they were not prepared, in all material respects, in accordance with the criteria set forth in this technical pronouncement and in a consistent manner with respect to the individual and consolidated interim financial statements taken in set.

Rio de Janeiro, November 13, 2018.

Mário Vieira Lopes  
Contador - CRC-RJ-60.611/O

INTER CONSTRUTORA E INCORPORADORA S/A

Balance Sheets

On 30 September 2018 and 31 December 2017

(In reais)

Assets	Note	Parent company		Consolidated		Liabilities	Note	Parent company		Consolidated	
		30/09/2018	31/12/2017	2018-09-30	2017-12-31			30/09/2018	31/12/2017	2018-09-30	2017-12-31
<b>Current</b>						<b>Current</b>					
Cash and cash equivalents	5	64,013,942	29,983,593	74,342,382	29,983,593	Providers	10	4,598,036	5,821,076	4,222,142	5,821,076
Clientes por incorporação de imóveis	6	18,368,492	13,255,303	18,368,492	13,255,303	Loans, financing and debenture	11	8,608,000	2,097,666	8,608,000	2,097,666
Stocks	7	31,847,505	18,975,746	37,370,657	18,975,746	Social and labor obligations	12	1,908,311	1,139,347	1,919,336	1,139,347
Advances to third parties		3,429,509	1,474,596	3,454,009	1,474,596	Tax liabilities	13	556,912	759,505	646,231	759,505
		<u>117,659,448</u>	<u>63,689,238</u>	<u>133,535,540</u>	<u>63,689,238</u>	Other bills to pay		164,725	240,623	164,725	240,623
						Customer down payment		-	-	15,265,043	-
								<u>15,835,984</u>	<u>10,058,217</u>	<u>30,825,477</u>	<u>10,058,217</u>
<b>Not current</b>						<b>Not Current</b>					
Long-term achievable:						Providers	10	12,147,890	15,226,057	13,890,120	15,226,057
Related parts	8	2,932,666	1,345,793	2,888,266	1,345,793	Loans, financing and debenture	11	74,940,695	36,738,246	75,022,247	36,738,246
Prepaid expenses		729,387	947,712	1,162,420	947,712	Obligations with third parties		-	18,026	-	18,026
Deposits for social security		-	834,086	-	834,086	Provision for loss of investment		546,717	-	-	-
		<u>3,662,053</u>	<u>3,127,591</u>	<u>4,050,686</u>	<u>3,127,591</u>	Tax installment		-	117,017	-	117,017
						Provision for contingency	14	962,784	2,164,830	962,784	2,164,830
								<u>88,598,086</u>	<u>54,264,176</u>	<u>89,875,151</u>	<u>54,264,176</u>
Investment		19,200	19,200	19,200	19,200	<b>Shareholders' Equity</b>	15				
Immobilized	9	15,862,584	18,168,300	15,862,584	18,168,300	Share capital		20,060,181	12,371,189	20,060,181	12,371,189
Intangible		42,766	43,491	42,766	43,491	Profit reserves		12,751,800	8,354,238	12,751,800	8,354,238
		<u>15,924,550</u>	<u>18,230,991</u>	<u>15,924,550</u>	<u>18,230,991</u>	Non-controlling interest		32,811,981	20,725,427	32,811,981	20,725,427
								-	-	(1,834)	-
						Total shareholders' equity		<u>32,811,981</u>	<u>20,725,427</u>	<u>32,810,147</u>	<u>20,725,427</u>
<b>Total Assets</b>		<u><b>137,246,051</b></u>	<u><b>85,047,820</b></u>	<u><b>153,510,776</b></u>	<u><b>85,047,820</b></u>	<b>Total liabilities and shareholders' equity</b>		<u><b>137,246,051</b></u>	<u><b>85,047,820</b></u>	<u><b>153,510,776</b></u>	<u><b>85,047,820</b></u>
								-	-	-	-

The accompanying notes are an integral part of the quarterly financial information.

INTER CONSTRUTORA E INCORPORADORA S/A

Income Statements

Three and Nine Months Periods Ended September 30, 2018 and 2017

(In Reais, except net income per share)

	Note	Parent company				Consolidated			
		01/07/2018 à 30/09/2018	01/01/2018 à 30/09/2018	01/07/2017 à 30/09/2017	01/01/2017 à 30/09/2017	01/07/2018 à 30/09/2018	01/01/2018 à 30/09/2018	01/07/2017 à 30/09/2017	01/01/2017 à 30/09/2017
Net operating revenue	16	37,242,708	110,753,941	39,543,471	95,243,532	39,512,326	112,600,089	39,543,471	95,243,532
Net operating revenue		(20,626,210)	(62,486,524)	(22,424,379)	(55,515,220)	(20,738,892)	(62,599,206)	(22,424,379)	(55,515,220)
<b>Gross profit</b>		<b>16,616,498</b>	<b>48,267,417</b>	<b>17,119,092</b>	<b>39,728,312</b>	<b>18,773,434</b>	<b>50,000,883</b>	<b>17,119,092</b>	<b>39,728,312</b>
Operating income (expenses):									
Selling expenses		(2,122,964)	(7,246,018)	(2,524,051)	(5,506,829)	(3,266,352)	(9,087,906)	(2,524,051)	(5,506,829)
General and Administrative Expenses		(3,014,543)	(8,667,032)	(2,193,281)	(6,035,419)	(3,099,155)	(8,897,070)	(2,193,281)	(6,035,419)
Loss with equity pickup		(845,716)	(845,716)	-	-	-	-	-	-
Other operating expenses, net		(424,987)	(1,656,918)	(65,334)	(383,310)	(519,518)	(2,014,897)	(65,334)	(383,310)
		(6,408,210)	(18,415,684)	(4,782,666)	(11,925,558)	(6,885,025)	(19,999,873)	(4,782,666)	(11,925,558)
Operating income before financial result:		10,208,288	29,851,733	12,336,426	27,802,754	11,888,409	30,001,010	12,336,426	27,802,754
Net financial result:	17	(550,571)	(3,803,446)	(862,533)	(2,243,431)	(591,700)	(3,955,557)	(862,533)	(2,243,431)
Financial income		806,002	1,566,863	305,929	802,191	867,107	1,635,911	305,929	802,191
Financial expenses		(1,356,573)	(5,370,309)	(1,168,462)	(3,045,622)	(1,458,807)	(5,591,468)	(1,168,462)	(3,045,622)
<b>Net income for the period</b>		<b>9,657,717</b>	<b>26,048,287</b>	<b>11,473,893</b>	<b>25,559,323</b>	<b>11,296,709</b>	<b>26,045,453</b>	<b>11,473,893</b>	<b>25,559,323</b>
<b>Net Income per Share / Quotas - In Reais</b>		<b>0.48</b>	<b>1.30</b>	<b>0.93</b>	<b>2.07</b>	<b>0.56</b>	<b>1.30</b>	<b>0.93</b>	<b>2.07</b>
Net income attributable to:									
Company Shareholders						9,657,717	26,048,287	11,473,893	25,559,323
Non-controlling shareholders						1,638,992	(2,834)	-	-

The accompanying notes are an integral part of the quarterly financial information

INTER CONSTRUTORA E INCORPORADORA S/A

Statement of Comprehensive Income

Three and Nine Months Periods Ended September 30, 2018 and 2017

(In reais)

	Parent company				Consolidated			
	01/07/2018 à 30/09/2018	01/01/2018 à 30/09/2018	01/07/2017 à 30/09/2017	01/01/2017 à 30/09/2017	01/07/2018 à 30/09/2018	01/01/2018 à 30/09/2018	01/07/2017 à 30/09/2017	01/01/2017 à 30/09/2017
Net income for the period	9,657,717	26,048,287	11,473,893	25,559,323	11,296,709	26,045,453	11,473,893	25,559,323
Other components of comprehensive income	-	-	-	-	-	-	-	-
Total Comprehensive Income for the Period	9,657,717	26,048,287	11,473,893	25,559,323	11,296,709	26,045,453	11,473,893	25,559,323

The accompanying notes are an integral part of the quarterly financial information

INTER CONSTRUTORA E INCORPORADORA S/A

Statements of Changes in Shareholders' Equity Demonstrações das Mutações do Patrimônio Líquido

Three and Nine Months Periods Ending September 30, 2018 and 2017

(In reais)

	Parent company						
	Capital share	Reservas de lucro		Accumulated profits	Total	Non-controlling interest	Total
		Legal reserve	Retention of profits				
<b>Balances as of January 1, 2017</b>	12,371,189	-	-	-	12,371,189	-	12,371,189
Net income for the period	-	-	-	25,559,323	25,559,323	-	25,559,323
<b>Allocation of net income:</b>							
Constitution of legal reserve	-	-	1,277,966	(1,277,966)	-	-	-
Distribution of profits	-	-	-	(16,300,380)	(16,300,380)	-	(16,300,380)
Retention of profits	-	7,980,977	-	(7,980,977)	-	-	-
<b>Balances as of September 30, 2017</b>	12,371,189	7,980,977	1,277,966	-	21,630,132	-	21,630,132
<b>Balances as of January 1, 2018</b>	12,371,189	1,784,342	6,569,896	-	20,725,427	1,000	20,726,427
Net income for the period	-	-	-	26,048,287	26,048,287	(2,834)	26,045,453
<b>Allocation of net income:</b>							
Constitution of legal reserve	-	1,302,414	-	(1,302,414)	-	-	-
Retention of profits	-	-	10,724,008	(10,724,008)	-	-	-
Increase in share capital	7,688,992	-	(7,628,811)	-	60,181	-	60,181
Distribution of profits	-	-	-	(14,021,913)	(14,021,913)	-	(14,021,913)
<b>Balances as at 30 September 2018</b>	<u>20,060,181</u>	<u>3,086,756</u>	<u>9,665,093</u>	<u>-</u>	<u>32,811,981</u>	<u>(1,834)</u>	<u>32,810,147</u>

The accompanying notes are an integral part of the quarterly financial information

INTER CONSTRUTORA E INCORPORADORA S/A

Statements of Cash Flows

Three and Nine Months Periods Ending September 30, 2018 and 2017

(in reais)

	Parent company		Consolidated	
	01/01/2018 à 30/09/2018	01/01/2017 à 30/09/2017	01/01/2018 à 30/09/2018	01/01/2017 à 30/09/2017
<b>Cash flows from operating activities:</b>				
Net income for the period	26,048,287	25,559,323	26,045,453	25,559,323
Settings for:				
Depreciation / amortization	1,307,546	587,213	1,307,546	587,213
Loss with equity pickup	845,716	-	-	-
	<u>28,201,549</u>	<u>26,146,536</u>	<u>27,352,999</u>	<u>26,146,536</u>
<b>Changes in assets and liabilities</b>				
Increase in other accounts receivable	(5,113,190)	(10,974,462)	(5,113,190)	(10,974,462)
Increase (decrease) in inventories	(12,871,759)	(7,064,024)	(18,394,911)	(7,064,024)
Increase in advances to third parties	(1,954,913)	(1,791,284)	(1,979,413)	(1,791,284)
Decrease in other current assets	-	-	-	-
Decrease (Increase) in suppliers	(4,301,207)	15,603,380	(2,934,871)	15,603,380
Decrease (Increase) in tax liabilities	(319,609)	244,425	(113,274)	244,425
Increase in obligations with personnel	768,963	580,700	779,988	580,700
Increase in accounts payable by customer down payment	-	1,120,563	15,265,043	1,120,563
Increase (decrease) in other current and non-current liabilities	(1,277,945)	508,562	(1,412,986)	508,562
<b>Net cash provided by operating activities</b>	<u><b>3,131,889</b></u>	<u><b>24,374,396</b></u>	<u><b>13,449,385</b></u>	<u><b>24,374,396</b></u>
<b>Cash flows from investing activities</b>				
Increase (decrease) in long-term receivables	(534,460)	(390,232)	(923,095)	(390,232)
Decrease in fixed investments	(299,000)	-	(299,000)	-
Acquisition of fixed assets	1,000,990	(14,050,779)	1,000,990	(14,050,779)
Acquisition (disposal) of intangible assets	(2,094)	(3,585)	(2,094)	(3,585)
Distribution of profits	(14,021,913)	(16,300,380)	(14,021,913)	(16,300,380)
Capital increase	60,181	-	360,181	-
<b>Net cash used in investing activities</b>	<u><b>(13,796,296)</b></u>	<u><b>(30,744,976)</b></u>	<u><b>(13,884,931)</b></u>	<u><b>(30,744,976)</b></u>
<b>Cash flows from financing activities</b>				
Borrowing and Consortia	44,694,756	11,362,604	44,794,335	11,362,604
<b>Net cash provided by financing activities</b>	<u><b>44,694,756</b></u>	<u><b>11,362,604</b></u>	<u><b>44,794,335</b></u>	<u><b>11,362,604</b></u>
<b>Increase (decrease) in cash and cash equivalents, net</b>	<u><b>34,030,349</b></u>	<u><b>4,992,024</b></u>	<u><b>44,358,789</b></u>	<u><b>4,992,024</b></u>
<b>Statement of increase (decrease) in cash and cash equivalents:</b>				
Cash and cash equivalents at the beginning of the period	29,983,593	17,511,314	29,983,593	17,511,314
Cash and cash equivalents at end of period	<u>64,013,942</u>	<u>22,503,338</u>	<u>74,342,382</u>	<u>22,503,338</u>
<b>Increase (decrease) in cash and cash equivalents, net</b>	<u><b>34,030,349</b></u>	<u><b>4,992,024</b></u>	<u><b>44,358,789</b></u>	<u><b>4,992,024</b></u>
	0	-	-	-

The accompanying notes are an integral part of the quarterly financial information.

**INTER CONSTRUTORA E INCORPORADORA S/A**

**Statements of Added Value**

**Three and Nine Months Periods on September 30, 2018 and 2017**

(In reais)

	<b>Parent company</b>		<b>Consolidated</b>	
	<b>01/01/2018 à 30/09/2018</b>	<b>01/01/2017 à 30/09/2017</b>	<b>01/01/2018 à 30/09/2018</b>	<b>01/01/2017 à 30/09/2017</b>
Revenue:				
Sales of goods, products and services	110,753,941	95,243,532	112,600,089	95,243,532
Inputs acquired from third parties	(75,034,531)	(66,118,206)	(77,137,712)	(66,118,206)
Production and sales costs	(62,486,524)	(55,515,220)	(62,599,206)	(55,515,220)
Materials, energy, third party services and others	(12,548,007)	(10,602,986)	(14,538,506)	(10,602,986)
<b>Gross added value</b>	<b>35,719,410</b>	<b>29,125,326</b>	<b>35,462,377</b>	<b>29,125,326</b>
Depreciation, amortization and depletion	(1,307,546)	(587,213)	(1,307,546)	(587,213)
<b>Net added value produced by the Entity</b>	<b>34,411,864</b>	<b>28,538,113</b>	<b>34,154,831</b>	<b>28,538,113</b>
Added value received on transfer:				
Financial income	1,566,863	802,191	1,635,308	802,191
<b>Total added value to be distributed</b>	<b>35,978,727</b>	<b>29,340,304</b>	<b>35,790,139</b>	<b>29,340,304</b>
<b>Distribution of added value:</b>				
Administrative staff	(2,057,497)	(352,049)	(2,083,998)	(352,049)
Taxes, fees and contributions	(1,656,918)	(383,310)	(2,014,706)	(383,310)
Financial expenses	(5,370,309)	(3,045,622)	(5,591,311)	(3,045,622)
Dividends	(14,021,913)	(16,300,380)	(14,021,913)	(16,300,380)
Retained earnings	(12,872,090)	(9,258,943)	(12,078,211)	(9,258,943)
	<b>(35,978,727)</b>	<b>(29,340,304)</b>	<b>(35,790,139)</b>	<b>(29,340,304)</b>

The accompanying notes are an integral part of the quarterly financial information.



# **INTER CONSTRUTORA E INCORPORADORA S.A**

## **Notes to Quartely Financial Information**

**On September 30, 2018**

**(In reais, unless otherwise indicated)**

### **1 - Operational Context**

On May 1, 2017, the General Meeting for the Transformation of Company for Limited Liability Shares into a Joint-Stock Company was held at the Company's headquarters with limited liability - Inter Construtora e Incorporadora Ltda. After the General Meeting and based on the new Bylaws, the Company will be named Inter Construtora e Incorporadora S.A., with headquarters and legal jurisdiction in Juiz de Fora, State of Minas Gerais.

The main corporate purpose of the Company is the realization by incorporation of real estate developments, residential or non-residential, providing financial, technical and material resources for its execution and subsequent sale, as well as secondarily the construction of buildings of any nature.

### **2 - Summary of Significant Accounting Policies**

These quarterly financial information was approved by the Company's management on November 13, 2018.

The main accounting policies applied in the preparation of these financial information are described below. These policies are consistently applied in all years presented, unless otherwise indicated.

#### **2.1. Basis of preparation**

The consolidated quarterly financial information was prepared and prepared in accordance with CPC 21 (R1) - Interim Financial Reporting and IAS 34 - Interim Financial Reporting, issued by the International Accounting Standards Board (IASB), taking into account the guidance contained in Circular Letter CVM / SNC / SEP 01/2018, related to the application of Guideline OCPC 04, issued by the Accounting Pronouncements Committee (CPC) and approved by the Brazilian Securities and Exchange Commission (CVM) and the Federal Accounting Council (CFC). as well as presented in a manner consistent with the standards issued by the Brazilian Securities and Exchange Commission, applicable to the preparation of the Quarterly Information ("ITR"), identified as Consolidated; and

**INTER CONSTRUTORA E INCORPORADORA S.A.**

**Notes to Quarterly Financial Information**

The individual quarterly financial information was prepared and prepared in accordance with Technical Pronouncement CPC 21 (R1) - Intermediate Statement, contemplating the guidance contained in Circular Letter CVM / SNC / SEP 01/2018, related to the application of Guideline OCPC 04, issued (CPC) and approved by the Brazilian Securities and Exchange Commission (CVM) and the Federal Accounting Council (CFC), on the recognition of revenues over time, as well as presented in a manner consistent with the standards issued by the Committee of Securities, applicable to the preparation of the Quarterly Information - "ITR", identified as Individual. The individual quarterly information is not considered in accordance with International Financial Reporting Standards (IFRS) because it considers the capitalization of interest on the qualifying assets of the investees.

The preparation of quarterly financial information is in accordance with accounting practices adopted in Brazil requires management to make judgments, estimates and assumptions that affect the application of accounting practices and reported amounts of assets, liabilities, revenues and expenses.

We affirm that all relevant information specific to the Financial Information, and only them, are being evidenced, and that correspond to those used by the Company's Management in its management.

**2.1.1 New Pronouncements**

The standards and interpretations issued, but not yet adopted up to the date of issuance of the Company's interim financial information, are presented below. The Company intends to adopt these standards when they come into effect.

<u>IFRS</u>	<u>CPC</u>	<u>Pronouncement</u>	<u>Data de entrada em vigor</u>
IFRS 15	CPC 47	Revenue from contracts with customers	A partir de 1/1/2018
IFRS 16	CPC 06 (R2)	Real Estate	A partir de 1/1/2019

**CPC 47 (IFRS 15)**

In November 2016, "CPC 47 - Revenues from Contracts with Customers" (IFRS 15) was issued by the CPC. This pronouncement establishes new criteria on revenue-related aspects, including the identification of a performance obligation and timing of revenue recognition based on the transfer of control of a good or service. An entity evaluates compliance with certain criteria set forth in this pronouncement to assess whether revenue recognition must occur at a specific time or over time when the entity meets performance obligations. Since then, there has been intense discussion regarding the accounting treatment of said norm for the Brazilian economic and legal environment regarding real estate development sector.

**INTER CONSTRUTORA E INCORPORADORA S.A.**

**Notes to Quarterly Financial Information**

The technical area of the CVM, by Circular Letter CVM / SNC / SEP / n° 1/2018, directed the entities to observe what is provided for in OCPC 04 now in effect, approved by CVM Deliberation 653/2010, applying the adjustments made necessary in accordance with IFRS 15 for annual periods beginning on or after January 1, 2018, until there is alignment on the application of revenue recognition over time. Accordingly, the Company awaits the pacification of the matter to measure, if applicable, the possible impact of applying CPC 47 on its financial statements.

**CPC 06 R2 (IFRS 16)**

CPC 06 R2 (IFRS 16) introduces a model for the accounting of leases in the balance sheet for lessees. A lessee recognizes a right of use asset that represents his right to use the leased asset and a lease liability that represents his obligation to make lease payments. With respect to the nature of the expenses related to these contracts, IFRS 16 replaces the line operating lease expense by adding the depreciation cost of the rights to use assets and the interest expense on the lease liabilities. The lessor's accounting remains similar to the current standard, that is, the lessors continue to classify the leases as financial or operating.

The Company completed the initial evaluation and, considering the current operations, will recognize new assets and liabilities for its operating leases related to the leases of headquarters, regional headquarters and commercial stores. The Company expects that there will be no material impact on its financial statements from the initial adoption, in view of the initial evaluation performed, and understands that there is no impact on its ability to comply with existing covenants.

**2.2. Basis of measurement**

The financial information was prepared considering historical cost as a value basis, or fair value, when applicable.

**2.3. Functional currency and presentation currency**

The financial information is presented in Reais, which is the Company's functional currency.

All financial information is presented in Reais, except when otherwise indicated form.

## INTER CONSTRUTORA E INCORPORADORA S.A

### Notes to Quarterly Financial Information

#### 2.4. Recognition of income from real estate sales

The practices adopted for the determination and appropriation of the result and recording of the amounts in the revenue accounts for the recognition of real estate sales revenue follow the procedures and guidelines established by the Accounting Pronouncements Committee (CPC) Guideline OCPC 04, which deals with the application of Technical Interpretation ICPC 02, to Brazilian real estate development entities, approved by CVM Deliberation No. 653/10, of which:

- Sales revenues are appropriated to income as construction progresses, since the transfer of risks and benefits occurs continuously. In this way, the method called "POC", "execution percentage or completion percentage" of each project is adopted. The POC method is done using the cost ratio incurred in relation to the total budgeted cost of the respective projects and the revenue is calculated by multiplying this percentage (POC) by the contracted sales.

It should be noted that the Company follows the guidelines established by Circular Letter CVM / SNC / SEP / nº 1/2018, which directed entities to observe what is provided in OCPC 04, until there is alignment on the application or not recognition of revenue over time. This determination requires a significant judgment and, in the context of this judgment, Management evaluated all discussions of the topic that culminated in the issuance by the CPC of Technical Guideline OCPC 04 and guided the application of Technical Interpretation ICPC 02 to real estate development entities Brazilians.

#### 2.5. Cash and cash equivalents

They include cash, positive balances in motion account, financial investments with immediate liquidity and insignificant risk of change in their market value, maintained for the purpose of meeting the Company's short-term cash commitments, and not for investments for other purposes. In the period between July 1, 2018 and September 30, 2018, all short-term investments were classified as cash and cash equivalents; three months or less, from the date of employment.

#### 2.6. Customers for incorporation of real estate

It consists mainly of the balances receivable arising from the sale contract of real estate units to individuals, for which they are financed by Financial Institutions in function of the government's Minha Casa Minha Vida government program. On July 1, 2018 to September 30, 2018, the Company did not set up a provision for doubtful accounts, since there is no evidence of risks related to the non-receipt of its receivables.

## INTER CONSTRUTORA E INCORPORADORA S.A

### Notes to Quarterly Financial Information

#### 2.7. Stocks

Inventories of units under construction and inventories of land are stated at cost, which does not exceed market value. Inventories of land in the event of exchange are valued at the sale value of the land exchanged and, exceptionally, the sale value of the exchanged units. The effective cost of building swapped units is diluted in other units.

Material inventories are valued at the lower of the average purchase cost and net realizable values.

#### 2.8. Taxes recoverable

The account destined to register the retained and anticipated taxes, according to the current legislation. These taxes will be recovered through compensation with taxes due, the amounts are recorded at the original amount, and the updates are recognized only when the actual compensation. July 1, 2018 to September 30, 2018, there were no tax balances to recover.

#### 2.9. Immobilized

It consists mainly of machinery and equipment used in construction contracts, real estate (commercial rooms) and aircraft that logistically support the realization of the Company's real estate projects.

Property, plant and equipment are measured at historical cost, less accumulated depreciation. The historical cost includes the expenses directly attributable to the acquisition of the items and also the costs of financing related to the acquisition of qualified assets.

Subsequent costs are included in the carrying amount of the asset or recognized as a separate asset, as appropriate, only when it is probable that they generate future benefits and as long as the cost of the asset can be reliably measured. The amounts referring to the replaced items are written off, and other maintenance costs are appropriated to income for the year, when incurred.

Depreciation is calculated using the straight-line method in order to allocate costs to the residual values during the economic useful life.

The residual values and the useful life of the assets are reviewed and adjusted, when necessary, at the end of each year.

**INTER CONSTRUTORA E INCORPORADORA S.A****Notes to Quarterly Financial Information****2.10. Intangible**

The software licenses acquired are capitalized based on the cost incurred and are amortized over their estimated useful life of up to 5 years.

**2.11. Loans and financing and debentures**

Loans and financing:

Loans and financing are initially recognized at the net fair value of costs incurred at the date of the transaction and are subsequently stated at amortized cost. The differences between the amount received and the settlement amount are recognized in the income statement during the term of loans and financing using the effective interest rate method.

Loans and financing are classified as current liabilities, and when the settlement is deferred for more than 12 months, after the balance sheet date, they are classified as non-current liabilities.

Debentures:

In April 2018, the Company issued debentures (1st issue), non-convertible into shares, of with a real guarantee, in the total amount of R \$ 45,000,000.00 (forty-five million real). The debentures were issued for the acquisition of new lands that will boost the Company's operating activities for the coming periods.

**2.12. Provision for holidays**

They are provisioned in full by the losing party and proportional to maturity, including the respective charges up to the balance sheet date.

**2.13. Other current and non-current liabilities**

They are stated at known or estimated amounts, plus, when applicable, the corresponding charges and monetary variations incurred up to the balance sheet date.

**2.14. Provisions**

Provisions are recognized when the Company has a present legal or non-formalized obligation as a result of past events and it is probable that an outflow of resources will be required to settle the obligation and a reliable estimate of the amount can be made.

## INTER CONSTRUTORA E INCORPORADORA S.A

### Notes to Quarterly Financial Information

Provisions for tax, civil and labor risks are recorded at the amount of probable losses, observing the nature of each provision. Management, based on the opinion of its legal advisors, understands that the provisions set up are sufficient to cover possible losses with lawsuits in progress. Provisions are measured at the present value of the expenses that must be required to settle the obligation, using a pre-tax rate that reflects current market assessments for the time value of money and the specific risks of the obligation. The increase in the obligation as a result of the passage of time is recognized as an expense.

#### 2.15. Taxation

The Company is included in the special tax regime (RET), as detailed below:

- Special taxation regime (RET) - As permitted by Law 12,024 of August 27, 2009, which amended Law 10.931 / 2004 that established the RET, the option was made to subject them to equity and opt for the RET. To that end, the consolidated charge for IRPJ and CSLL, the Contribution for Social Security Financing - COFINS and the Social Integration Program - PIS, is calculated at a total aggregate rate of 4% of gross revenues received, of which 1.92% for IRPJ and CSSL and 2.08% for PIS and COFINS.

#### 2.16. Valuation of the recoverable value of assets

Management annually reviews the net book value of the assets with the purpose of evaluating events or changes in economic or operational technological circumstances that may indicate deterioration or loss of their recoverable value. When these evidences are identified, and the net book value exceeds the recoverable amount, a provision for impairment is recorded, adjusting the net book value to the recoverable value. In 2017 and 2016, it was not necessary to record impairment losses, since the tests did not indicate a loss.

#### 2.17. Financial instruments

Financial assets and liabilities are recognized when the Company is part of the contractual provisions of the instrument and are initially measured at fair value.

Financial assets and liabilities are presented net in the balance sheet if, and only if, there is a current and enforceable legal right to offset the amounts recognized and if there is an intention to offset, or to realize the asset and settle the liability simultaneously.

## INTER CONSTRUTORA E INCORPORADORA S.A

### Notes to Quarterly Financial Information

#### 2.18. Earnings per share

Basic earnings per share are calculated by dividing net income for the year, attributed to the Company shareholders.

### 3 - Significant Accounting Judgments, Estimates and Assumptions

#### 3.1. Judgments

The preparation of the Company's financial statements requires management to make judgments and estimates and to adopt assumptions that affect the reported amounts of revenues, expenses, assets and liabilities, as well as the disclosures of contingent liabilities, as of the base date of the financial statements. However, uncertainty regarding these assumptions and estimates could lead to results that require a significant adjustment to the book value of the affected asset or liability in future periods.

#### 3.2. Estimates and assumptions

The main assumptions regarding sources of uncertainty in future estimates and other significant sources of uncertainty in estimates at the balance sheet date, involving a significant risk of causing a significant adjustment in the book value of the assets and liabilities in the next financial year, are discussed below:

- a) Recognition of revenue and margin of contracts for the sale of real estate and provisions for contracts when the revision of the estimated result of the contracts indicates that the total costs of the contract exceed the total revenue of the contract, the expected loss is recognized immediately as an expense in the result of the year. The estimated result of sales of real estate units is reviewed monthly during the execution of the projects and represents the best estimate of the future economic benefits of the agreement, as well as the associated risks and obligations.
- b) Provisions for tax, civil and labor risks - The Company recognizes a provision for tax, civil and labor claims. The assessment of likelihood of loss includes assessing the available evidence, the hierarchy of laws, available case law, the most recent court decisions and their relevance to the legal system, as well as the evaluation of outside lawyers. Provisions are reviewed and adjusted to take into account changes in circumstances, such as applicable limitation period, findings of tax inspections or additional exposures identified on the basis of new matters or court decisions.



**INTER CONSTRUTORA E INCORPORADORA S.A**

**Notes to Quarterly Financial Information**

**4 - Developments in progress**

The Company carries out the construction and incorporation of real estate units to provide services related to its corporate purpose. On September 30, 2018, the Company carried out the following projects:

<u>Development</u>	<u>Location</u>	<u>Participation</u>
Residencial Park Marilândia	Rua Otília de Souza Leal, lote 27B – Nova Califórnia – Juiz de Fora/MG	100%
Unique Fontes Ville	Estrada Fazenda Villaca – Francisco Bernardino – Juiz de Fora/MG	100%
Residencial Minha Casa Minha Vida Park Jardim Norte	Av. Garcia Rodrigues Paes – Barbosa Lage Juiz de Fora – MG	100%
Unique Marilândia	Rua das Esmeraldas s/n Marilândia Juiz de Fora - MG	100%

**5 - Cash and Cash Equivalents and Financial Investments**

a) Cash and cash equivalents

<u>Descrição</u>	<u>Parent company</u>		<u>Consolidated</u>	
	<u>09/30/2018</u>	<u>12/31/2017</u>	<u>09/30/2018</u>	<u>12/30/2017</u>
Cash and banks account movement	12,664,875	14,092,157	14,478,312	14,092,157
	12,664,875	14,092,157	14,478,312	14,092,157
Financial investments				
Unrestricted	7,496,452	15,891,436	16,011,455	15,891,436
Restrictions (debentures)	43,852,615	-	43,852,615	-
	51,349,067	15,891,436	59,864,070	15,891,436
	64,013,942	29,983,593	74,342,382	29,983,593

**INTER CONSTRUTORA E INCORPORADORA S.A**

**Notes to Quarterly Financial Information**

Short-term investments are classified by the Company's management under the heading "Cash and cash equivalents", since they are considered financial assets with the possibility of immediate redemption and subject to an insignificant risk of change in value. The financial investments have average remunerations ranging from 90% to 102% of the Interbank Deposit Certificate (CDI).

**6 - Customers for Incorporation of Real Estate**

It is represented by amounts receivable from real estate units that are financed by Financial Institutions (linked to the Minha Casa Minha Vida program), calculated based on the "POC", "execution percentage or completion percentage" method of each September 2018. All of the appeal was effectively received during the following month, that is, October 2018.

**7 - Stocks**

	<b>Parent company</b>		<b>Consolidated</b>	
	<b>09/30/2018</b>	<b>12/31/2017</b>	<b>09/30/2018</b>	<b>12/31/2017</b>
Land Stocks	7,885,462	6,392,390	7,885,462	6,692,390
Properties under construction	23,962,043	12,583,356	29,485,195	12,585,356
	<u>31,847,505</u>	<u>18,975,746</u>	<u>37,370,657</u>	<u>18,975,746</u>

This item includes apartments under construction and land for future developments. The land of a development is transferred to the account "Properties under construction" at the moment in which the sales of the enterprise are initiated. The Company has agreements with financial institutions to finance the construction of real estate.

**8 - Related Parties**

This caption includes related party loan transactions on the base date September 30, 2018, which basically refer to funds raised for the construction of future projects with market interest, guarantee and with a defined term.

## INTER CONSTRUTORA E INCORPORADORA S.A

## Notes to Quarterly Financial Information

	Parent company		Consolidated	
	09/30/2018	12/31/2017	09/30/2018	12/31/2017
Inter SPE Juiz de Fora 1 Incorporação Ltda	717,526	307,452	717,526	307,452
Inter SPE Juiz de Fora 3 Incorporação Ltda	44,400	602,767	-	602,767
Inter SPE Uberaba 1 Incorporação Ltda	1,471,815	109,212	1,471,815	109,212
Inter SPE Juiz de Fora 2 Incorporação Ltda	210,912	326,362	210,912	326,362
Inter SPE Uberaba 2 Incorporação Ltda	56,647	-	56,647	-
Inter SPE Uberaba 3 Incorporação Ltda	36,652	-	36,652	-
Inter SPE Juiz de Fora 6 Incorporação Ltda	213,708	-	213,708	-
Inter SPE Juiz de Fora 4 Incorporação Ltda	1,306	-	1,306	-
Inter SPE Juiz de Fora 5 Incorporação Ltda	36,932	-	36,932	-
Inter SPE Juiz de Fora 7 Incorporação Ltda	372	-	372	-
Inter SPE Juiz de Fora 8 Incorporação Ltda	197	-	197	-
Inter SPE Juiz de Fora 9 Incorporação Ltda	12,934	-	12,934	-
Inter SPE São José do Rio Preto Incorporação	197	-	197	-
Inter SPE Uberaba 4 Incorporação Ltda	197	-	197	-
Inter SPE Jacarei 1 Incorporação Ltda	1,118	-	1,118	-
Inter SPE Taubate1 Incorporação Ltda	436	-	436	-
Inter SPE Uberlandia 1 Incorporação Ltda	488	-	488	-
Inter SPE Cataguases 1 Incorporação Ltda	19,715	-	19,715	-
Inter SPE SJDR 1 Incorporação Ltda	47,942	-	47,942	-
Inter SPE Juiz de Fora 11 Incorporação Ltda	50,308	-	50,308	-
Inter SPE Juiz de Fora 10 Incorporação Ltda	742	-	742	-
Inter SPE Juiz de Fora 12 Incorporação Ltda	713	-	713	-
Inter SPE Juiz de Fora 13 Incorporação Ltda	1,053	-	1,053	-
Inter SPE Juiz de Fora 14 Incorporação Ltda	922	-	922	-
Inter SPE Tremembe 1 Incorporação Ltda	4,607	-	4,607	-
Inter SPE Ferraz de Vasconcelo Incorporação	407	-	407	-
Inter SPE Juiz de Fora 18 Incorporação Ltda	210	-	210	-
Inter SPE Ribeirão Preto 1 Incorporação Ltda	210	-	210	-
	<u>2,932,666</u>	<u>1,345,793</u>	<u>2,888,266</u>	<u>1,345,793</u>

**INTER CONSTRUTORA E INCORPORADORA S.A**

**Notes to Quarterly Financial Information**

The average interest (of remuneration) is 1.00% pa Pursuant to a contract between the parties, the total amount of the loan between the parties may be up to R\$ 2,000,000.00 (two million reais) and the payment term will be up to 30 months after the date of the execution of the loans .

Management Remuneration

In the year ended September 30, 2018, management compensation amounted to R\$ 801,900.00 related to pro-labor.

There are no post-employment benefits, other long-term benefits or termination benefits for directors or any employees of the Companies.

**9 - Immobilized**

Movement of the period between 01/01/2018 to 09/30/2018:

Description	Annual Depreciation Rate	12/31/2017	Adições	9/30/2018
<b>Cost:</b>				
Machines and equipment	10%	495,000	-	495,000
Vehicles	20%	480,121	233,000	713,121
Commercial rooms	-	2,384,014	(1,233,990)	1,150,023
Aircraft	10%	15,888,373	-	15,888,373
		19,247,508	14,115,078	18,246,517
<b>Depreciation:</b>				
Machines and equipment		(23,606)	(9,545)	(33,152)
Vehicles		(155,197)	(103,553)	(258,749)
Aircraft		(900,405)	(1,191,628)	(2,092,032)
		(1,079,208)	(1,304,726)	(2,383,933)
		18,168,300		15,862,584

## INTER CONSTRUTORA E INCORPORADORA S.A

## Notes to Quarterly Financial Information

## 10 - Fornecedores

	Parent company		Consolidated	
	09/30/2018	12/31/2017	09/30/2018	12/31/2017
Production Suppliers	11,722,148	15,972,812	12,888,583	16,061,942
Administrative Suppliers	5,023,778	5,074,321	5,223,679	5,074,321
	<u>16,745,926</u>	<u>21,047,133</u>	<u>18,112,262</u>	<u>21.136,263</u>
<b>Current liabilities</b>	4,598,036	5,821,076	4,222,142	5,910,206
<b>Non-current liabilities</b>	12,147,890	15,226,057	13,980,120	15,226,057

On September 30, 2018, all the Company's suppliers are nationals and are part of a pulverized group, where none of them individually represents significant or significant value. The Company classifies as "Production Support Suppliers" those directly linked to qualifying asset generation activities (Incorporation and Real Estate Construction), and classifies as "Administrative Suppliers" those that act as a form of support, advice and administrative advice.

## 11 - Loans, Financing and Debentures

Loans and Financing

Financial institution	Features	Average rate per month	Parent company		Consolidated	
			09/30/2018	12/31/2017	09/30/2018	12/31/2017
CEF	Working capital	1.39%	7,424,726	5,829,621	7,424,726	5,829,621
ITAU	Working Capital / Guaranteed Account	1.10%	6,041,667	793,000	6,041,667	793,000
SAFRA	Working capital	1.30%	2,125,000	3,000,000	2,125,000	3,000,000
CEF	Production	0.70%	22,522,153	29,213,291	22,603,705	29,213,291
			<u>38,113,546</u>	<u>38,835,912</u>	<u>38,195,098</u>	<u>38,835,912</u>

Debêntures

Instituição Financeira	Característica	Taxa média ao mês	Controladora		Consolidado	
			09/30/2018	12/31/2017	09/30/2018	12/31/2017
CRI (*)	Aquis. De Terrenos	5.5% + DI	45,435,149	-	45,435,149	-
			<u>83,548,695</u>	<u>38,835,912</u>	<u>83,630,247</u>	<u>38,835,912</u>

**INTER CONSTRUTORA E INCORPORADORA S.A**

**Notes to Quarterly Financial Information**

(\*) According to the Subscription Bulletin, the Remuneration will be paid monthly, with the first payment of the Remuneration being made on May 5, 2018 and the last payment on the due date, scheduled for April 2021. Payment of the principal amount will be realized in a single quota, at maturity of the debentures (expected for April 2021).

Guarantees: The guarantees given to the operations vary between transfer of units of real estate projects carried out by the Company itself to mortgages.

**12 - Social and Labor Obligations**

	<b>Parent company</b>		<b>Consolidated</b>	
	<b>09/30/2018</b>	<b>12/31/2017</b>	<b>09/30/2018</b>	<b>12/31/2017</b>
Wages and salaries payable	178,263	168,397	181,369	168,397
INSS to collect	224,889	151,409	227,845	151,409
FGTS to collect	32,268	45,242	32,917	45,242
Vacation Provision	849,211	769,722	851,676	769,722
Others	623,680	4,577	625,529	4,577
	<b>1,908,311</b>	<b>1,139,347</b>	<b>1,919,336</b>	<b>1,139,347</b>

**13 - Tax Obligations**

	<b>Parent company</b>		<b>Consolidated</b>	
	<b>09/30/2018</b>	<b>31/12/2017</b>	<b>09/30/2018</b>	<b>12/31/2017</b>
IRRF s / payroll to be collected	90,821	20,202	93,097	20,202
Retenção de INSS s/notas fiscais	77,217	144,490	80,633	144,990
Retenção de ISS s/notas fiscais	45,100	89,764	49,372	89,764
Ret a recolher	281,959	501,943	339,066	501,943
Outros	61,815	3,106	84,063	3,106
	<b>556,912</b>	<b>759,505</b>	<b>646,231</b>	<b>759,505</b>

**14 - Advances from customers (consolidated)**

Refers to the financial advances of promising real estate buyers of the subsidiary Inter SPE Juiz de Fora 3 Incorporação Ltda. Based on the development of the construction of the project, the balance will be offset against the balance of accounts receivable. Management has the prospect of realization for the next 12 (twelve) months.

**INTER CONSTRUTORA E INCORPORADORA S.A**

**Notes to Quarterly Financial Information**

**15 - Provision for loss of investment**

a) The parent company refers to the interest in the capital stock of Inter SPE Juiz de Fora 3 Incorporação Ltda.

	2018
Capital social	300,000
Quantidade de cotas	299,000
Percentual de participação	99.666%
Patrimônio líquido em 30/09/2018	(548,550)
Prejuízo entre 1/1/2018 até 30/09/2018	(848,550)
Resultado de equivalência patrimonial entre 1/01/2018 até 30/09/2018	(845,716)
Provisão para perda de investimento em 30/09/2019	546,717

Based on Technical Pronouncement CPC 18 (R2) - Investment in Affiliate, Subsidiary and Jointly Controlled Undertaking, item 39, after reducing to zero the book balance of the investor's interest, additional losses must be considered, and a liability should be recognized only to the extent that the investor has incurred legal or constructive (non-formalized) obligations or made payments on behalf of the investee. If the investee subsequently calculates profits, the investor must resume recognition of its interest in those profits only after the point in which the portion of such profits subsequently equals its share of the unrecognized losses.

**16 - Provision for Contingencies**

The Company recorded provisions, which involve a considerable judgment by management, for labor, tax and civil contingencies, which it is probable that an outflow of resources involving economic benefits will be required to settle the obligation and a reasonable estimate may be made of the amount of that benefit. obligation.

The assessment of likelihood of loss includes assessing the available evidence, the hierarchy of laws, available case law, the most recent court decisions and their relevance to the legal system, as well as the evaluation of outside lawyers.

We present below the changes and the balance on September 30, 2018:

	Parent company		Consolidated	
	9/30/2018	12/31/2017	9/30/2018	12/31/2017
Labor contingencies	875,784	536,000	875,784	536,000
Tax Contingencies	-	1,113,373	-	1,113,373
Civil contingency	87,000	515,457	87,000	515,457
	962,784	2,164,830	962,784	2,164,830

INTER CONSTRUTORA E INCORPORADORA S.A

Notes to Quarterly Financial Information

17 - Shareholders' Equity

a) Share capital

The capital stock subscribed and paid up on September 30, 2018 is R\$ 20,060,181.00, and is represented by 20,060,181 shares, all of them without par value as per the Bylaws.

b) Legal reserve

On September 30, 2018, the Company recorded a legal reserve in the amount of R\$ 1,344,700.00 equivalent to 5% of the net income for the year, as provided for in article 193 of the Brazilian Corporation Law.

c) Profit retention reserve

This reserve has the objective of meeting the needs of resources for future investments, mainly for working capital, land acquisition, investment in property, plant and equipment and intangible assets, and payment of interest on financing.

18 - Net Operating Revenue

	<u>Parent company</u>		<u>Consolidated</u>	
	<u>9/30/2018</u>	<u>09/30/2017</u>	<u>9/30/2018</u>	<u>09/30/2017</u>
Revenue from real estate sales	114,141,610	98.790.967	116,662,619	98,790,967
Taxes levied on the sale	(3,379,682)	(3.466.899)	(4,024,457)	(3,466,899)
Cancellations	(7,987)	(70.757)	(14,408)	(70,757)
Other deductions	-	(9.779)	(23,665)	(9,779)
<b>Net operating revenue</b>	<u>110,753,941</u>	<u>95.243.532</u>	<u>112,600,089</u>	<u>95,243,532</u>



**INTER CONSTRUTORA E INCORPORADORA S.A**

**Notes to Quarterly Financial Information**

**19 - Net Financial Result**

	<u>Parent company</u>		<u>Consolidated</u>	
	<u>01/07/18 a</u> <u>30/09/2018</u>	<u>01/07/17 a</u> <u>30/09/2017</u>	<u>01/07/18 a</u> <u>30/09/2018</u>	<u>01/07/17 a</u> <u>30/09/2017</u>
<b>Financial income</b>				
Financial Recap Application	790,563	270,189	834,808	270,189
Discounts obtained	15,439	24,335	32,299	24,335
Recovery of expenses	-	11,405	-	11,405
<b>Total financial income</b>	<u>806,002</u>	<u>305,929</u>	<u>867,107</u>	<u>305,929</u>
<b>Financial expenses</b>				
Bank expenses	(424,116)	(226,758)	(490,164)	(226,758)
Interest and liabilities	(66,366)	(52,044)	(86,160)	(52,044)
Traffic ticket	(5,216)	(19,939)	(21,607)	(19,939)
Financing Expenses	(860,875)	(869,721)	(860,875)	(869,721)
<b>Total financial expenses</b>	<u>(1,356,573)</u>	<u>(1,168,462)</u>	<u>(1,458,807)</u>	<u>(1,168,462)</u>
<b>Net financial result</b>	<u>(550,571)</u>	<u>(862,533)</u>	<u>(591,700)</u>	<u>(862,533)</u>

**20 - Risk Management**

**20.1. Market risk**

Market risk is the risk that the fair value of the future cash flows of a financial instrument fluctuates due to changes in market prices.

Our financial instruments affected by market risk include financing payable and financial investments.

**20.2. Interest rate risk**

The Company is exposed to the interest rate risk with respect to the unfavorable movement of the same that may increase its financial expense with payment of future interest.

**INTER CONSTRUTORA E INCORPORADORA S.A**

**Notes to Quarterly Financial Information**

**18.3. Credit risk**

Credit risk is the risk that the counterparty of a business will not meet its obligations under a financial instrument or customer agreement, which would lead to financial loss.

The Company understands that it is not exposed to credit risk in its operating activities, mainly in relation to customers due to real estate development, as a result of the sales of housing units being financed (by Financial Institutions) attributed to the government program Minha Casa Minha Vida.

**18.4. Liquidity risk**

The liquidity risk is related to the immediate availability of cash in the face of mismatches or the expected rights and obligations.

The Company Liquidity Risk Management focuses on prevention, control and monitoring capable of identifying situations or problems that in any way could compromise its economic-financial balance.

The Company monitors the risk of resource shortages through a recurring liquidity planning tool.

The Company's objective is to maintain the balance between the continuity of funds and flexibility through secured accounts, bank loans and financing.

**21 - Insurance - Risks of Engineering and Others**

The Company adopts the policy of contracting insurance coverage for assets subject to risks, by amounts considered by Management sufficient to cover possible claims, considering the nature of its activity. The policies are in place and the premiums have been duly paid. On September 30, 2018, the Company maintains the following main insurance contracts:

a) Engineering risk: it aims to reimburse the insured in cases of claims caused by design and / or execution error, at the maximum value calculated based on the Estimated Cost of the Work, within the stipulated period for execution, construction characteristics and environment, and the Construtora's rating with the insurer.

## INTER CONSTRUTORA E INCORPORADORA S.A

### Notes to Quarterly Financial Information

- a) End-of-construction guarantee: the objective is to guarantee to the borrower (or the Financial Institution) the resource for conclusion of the project in case of impediment of the contractor to do so, in the maximum amount calculated based on the Budgeted Cost of the Work, in the term stipulated for execution, characteristics of the construction and environment, and the rating of the Construction Company with the insurer.
- b) Post-Delivery Guarantee: aims to guarantee to the acquirer (Client) the necessary resource in the cases of corrective maintenance, after delivery of the keys, if the construction company refuses to do so within the legal deadlines, at the maximum value calculated based on the Estimated cost of the project, within the stipulated period for execution, characteristics of the construction and environment, and the rating of the Construction Company with the insurer.
- c) Cars and trucks: it aims to repay, up to the maximum limit of the insured amount in the amount 100% of the FIPE table, referring to the hull cover for all the assets.
- d) Transport insurance: the Company has transportation insurance, with coverage of its materials, supplies and equipment, whose monthly endorsement, based on the value transported;
- e) Other insurance: aims to reimburse, up to the maximum amount of the insured amount, the replacement value of the assets; the Company has property insurance, with coverage of Miscellaneous Risks of its facilities.

The risk assumptions adopted, given their nature, are not part of the scope of the audit of the financial statements, therefore, they were not audited by our independent auditors.

## 22 - Subsequent Events

In 3Q18, the Company launched its first mining triangle project, which will have 720 housing units, and will be the first of several projects that are already part of Inter's landbank in the region.